



Material Specification

HEADRAIL BRACED - SOLID PLASTIC TOILET PARTITIONS - STANDARD

1.01 Construction Features

Doors, panels and pilasters shall be certified Class B polyethylene solid plastic. The material shall contain no foaming agents, which can cause the formation of air pockets. The self-lubricating surface is resistant to marking and can be maintained effectively with ordinary household cleaners. Material is ideal for toilet partition installations, especially in high abuse and high moisture environments.

1.02 Doors

Shall be (25mm) 1" thick by (1397mm) 55" high and straight cut with fine radius edges.

1.03 Panels

Shall be (25mm) 1" thick by (1397mm) 55" high and straight cut with fine radius edges.

1.04 Pilasters

Shall be (25mm) 1" thick by (2083mm) 82" high and straight cut with fine radius edges.

1.05 Headrail

Shall be 32mm (1.25") by 44mm (1.75") extruded anodized aluminum with anti-grip design. Wall thickness to be 1.5mm (0.060") and shall be securely attached to wall and pilasters with manufacturer's fittings in such a way as to make a rigid installation. All joints in headrails shall be made at a pilaster.

1.06 Pilaster Fastening Method

Pilasters shall be securely and rigidly fastened to the floor with 3" (76mm) high stainless steel anchor shoes. Three heavy-duty aluminum brackets shall be used at the pilaster to wall connection.

1.07 Hardware and Fittings

Doors are installed with 1/8" thick heavy extruded clear anodized aluminum hinges, which wrap around both the door and pilaster. Hinges are fastened to door and pilaster with tamper-proof 6-lobe security head stainless steel thru-bolts and fastened to the edge of the door and pilaster with a #10 x 1" screw. Top hinges have adjustable nylon cams.

Strike-keeper and throw latch are extruded clear anodized aluminum.

The combined stop and keeper shall have a 19mm (0.75") diameter bumper locked in place. Finish to match other hardware items.

Doors shall be fitted with a zinc die cast, #4 brushed combined coat hook and bumper. Fasteners are theft-proof 6-lobe security head stainless steel screws. Hadrian door hardware meets ADA and Canadian barrier-free requirements.

Three heavy-duty aluminum brackets are used at the panel to wall connection and a full-height continuous aluminum channel is used at the panel to pilaster connection.

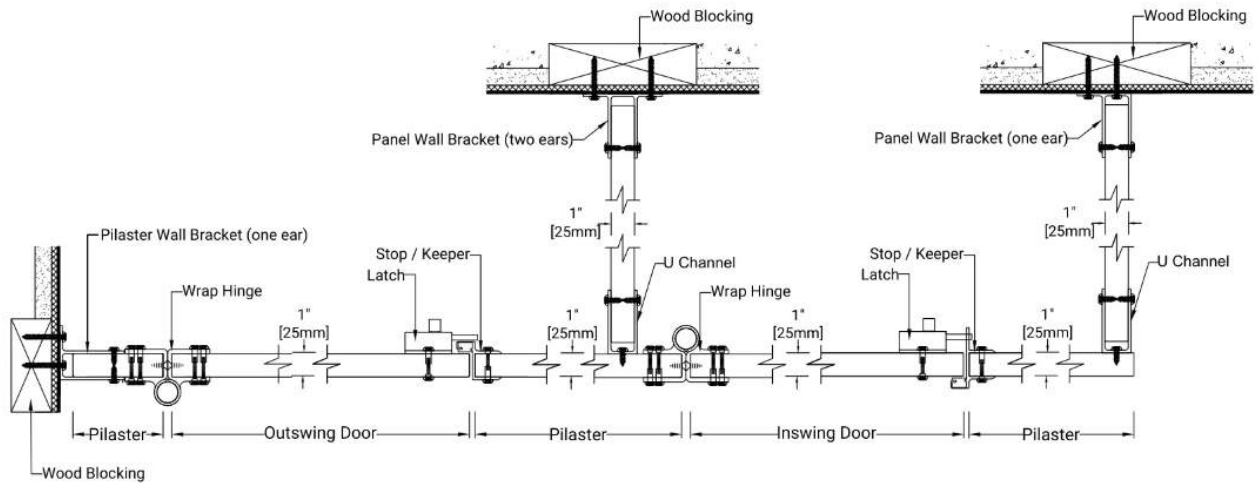
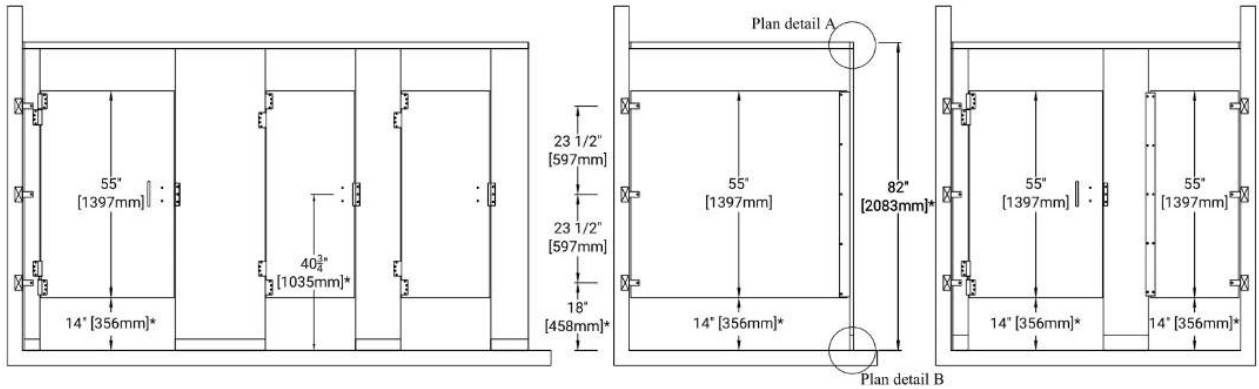
1.08 Finish

Doors, panels and pilasters shall be certified Class B polyethylene with uniform color throughout. Color shall be as selected from Hadrian's color card.

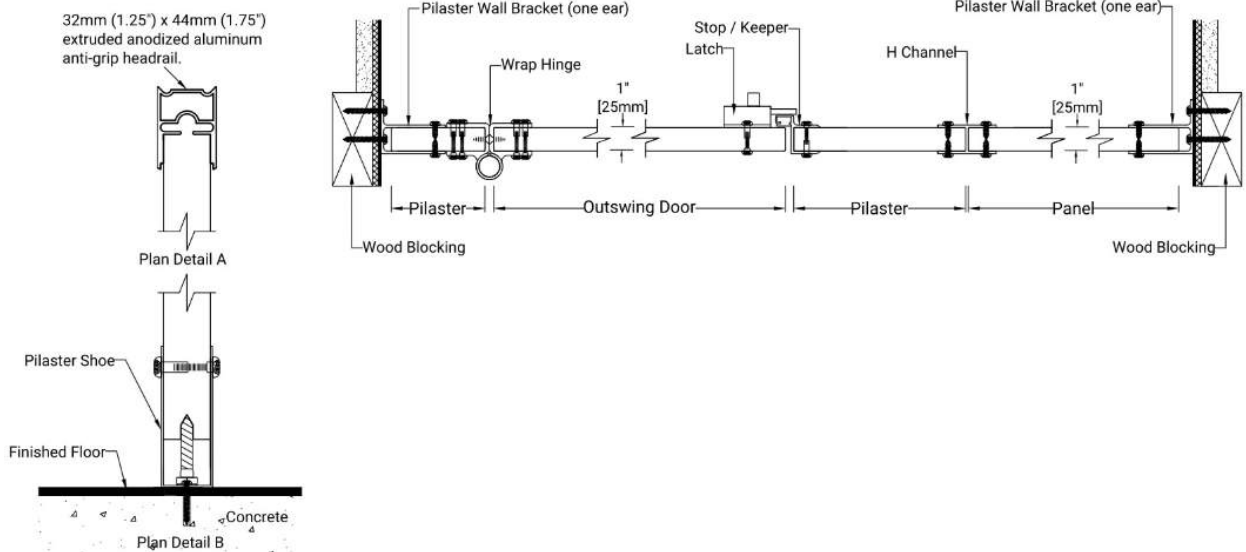
This specification applies to room(s): #1



Plastic Toilet Partitions Standard Series - Headrail Braced - 14" [356mm] AFF Aluminum Channels & Brackets - Aluminum Surface Latch & Wrap Hinge



32mm (1.25") x 44mm (1.75")
extruded anodized aluminum
anti-grip headrail.



Important Notes:

Refer to final drawings for wood blocking information. Wood blocking is critical to ensure a rigid installation. See material specifications for material and hardware finishes.

*Above finish floor dimensions may vary due to floor level and cam position



WALL MOUNTED AND FLOOR MOUNTED - SOLID PLASTIC URINAL SCREENS

1.01 Construction

Screens shall be certified CLASS B polyethylene. The material shall contain no foaming agents, which can cause the formation of air pockets. The self-lubricating surface is resistant to marking and can be maintained effectively with ordinary household cleaners. Material is ideal for toilet partition installations, especially in high abuse and high moisture environments.

1.02 Wall Mounted Screens

Screens shall be 25mm (1") thick, straight cut with fine radius edges. Screens must be 457mm (18") or 610mm (24") deep by 1219mm (48") high and anchored into the wall approximately 305mm (12") off the floor with two brackets spaced 902mm (35.5") apart.

1.03 Floor Mounted Screens

Screens shall be 25mm (1") thick, straight cut with fine radius edges. Screens must be 610mm (24") to 1168mm (46") deep by 1397mm (55") high and anchored into the wall approximately 356mm (14") off the floor with two brackets spaced 1156mm (45.5") apart. Pilasters shall be securely and rigidly fastened to the floor with 3" (76mm) high stainless steel anchor shoes.

1.04 Hardware & Fittings

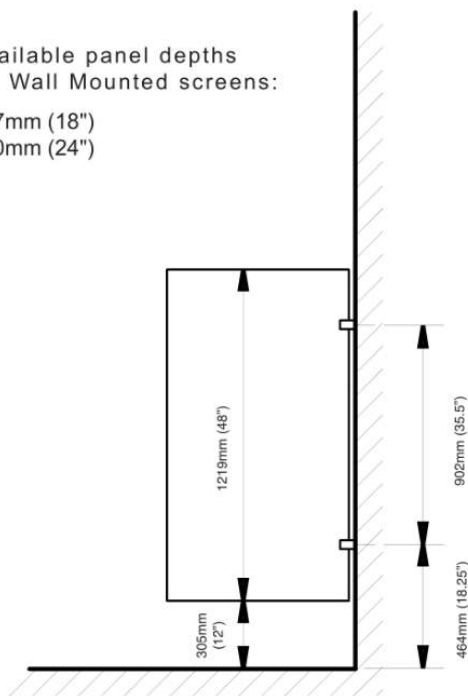
Wall mounted and floor mounted screens shall be fastened to the wall with heavy-duty aluminum brackets. Floor mounted screens shall be fastened to the supporting pilaster with a full height continuous aluminum "U" channel. Fasteners are theft-proof 6-lobe security head stainless steel screws.

1.05 Finish

Screens shall be certified CLASS B polyethylene with uniform color throughout. Color shall be as selected from Hadrian's color card.

Available panel depths
for Wall Mounted screens:

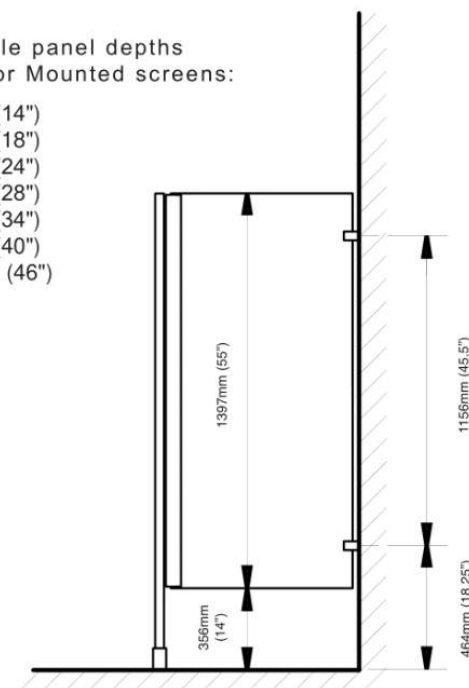
- 457mm (18")
- 610mm (24")



Wall Mounted Screen

Available panel depths
for Floor Mounted screens:

- 356mm (14")
- 457mm (18")
- 610mm (24")
- 711mm (28")
- 564mm (34")
- 102mm (40")
- 1168mm (46")



Floor Mounted Screen