



Estimate

ADDRESS
TOILET PARTITIONS PRICING

ESTIMATE 11314
DATE 04/10/2024

SALES REP
ROB 619-387-8128

JOB NAME
Jessica Jenkins

ACTIVITY	DESCRIPTION	QTY
MATERIAL TYPE	POWDER COATED STEEL	
STYLE	FLOOR ANCHORED/OVERHEAD BRACED	
COLOR	STANDARD - TBA Charcoal	
STALLS	INCLUDED	6
PRIVACY SCREEN	WALL HUNG	1
B-5806x36	1-1/4" STRAIGHT GRAB BAR	2
B-5806x48	1-1/4" STRAIGHT GRAB BAR	2
B-2888	SURF MTD DOUBLE ROLL TOILET PAPER DISPENSER - CLASSIC SERIES	6
JOB DISCOUNT		1

*** Sales tax will be added if shipping to: AZ, CA, FL, GA, IL, MD, MA, MI, MN, NJ, NY, NC, OK, TN, TX, VA, AND WA.

SUBTOTAL 4,038.00

TAX (0%) 0.00

TOTAL **\$4,038.00**

INCLUDES LIFT-GATE

Accepted By

Accepted Date



POWDER COATED METAL COLOR CARD

QUICK SHIP COLORS

*Delivered in 3-6 Business Days




535 LIGHT GREY



621 SLATE




545 CHARCOAL




510 BLACK



609 COLONIAL BLUE



504 LINEN




603 ALMOND



532 LATTE

STANDARD COLORS

*Delivered in 12-18 Business Days




541 EXTRA WHITE



500 WHITE




585 SAHARA



581 MOSS GREEN



639 SAPPHIRE BLUE




607 BORDEAUX



576 RUBY RED

Drawing Notes

- Compartment widths on drawings are shown at center line of panels.
- Compartment depths on drawings are shown from front face of pilaster to finished wall.
- Cut headrail in field to suit (if applicable).
- "X" on drawings indicates that backing is required.
- Fabrication will not commence until approval has been received.
- Material supplied will conform to the dimensions indicated on drawings.
- Scale of drawings - none.
-  on drawings indicates location of pilaster reinforcing channel(s).

Project Title Jessica Jenkins - Church

Created By Rob Fry

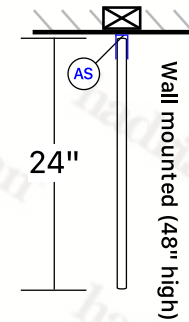
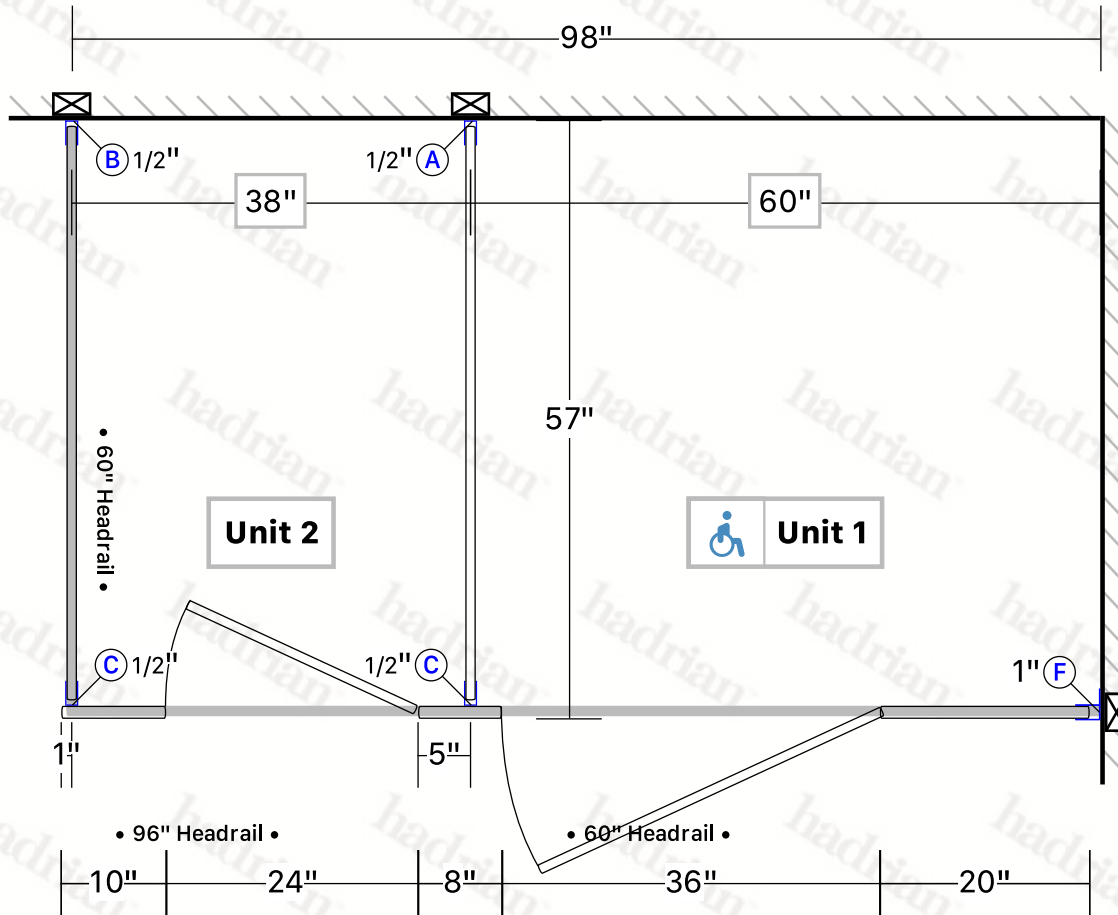
Last edit date 04/10/2024

Distributor Fry Specialty Inc.

Drawing Title MEN

Date Printed 04/10/2024

Project Number P0719769



LEGEND

(A) H Bracket

(AS) Screen H Bracket

(B) F Bracket

(C) U Clip

(F) Pilaster F Bracket

Unit

Panel/Door height = 58"
Panel/Door AFF = 12"

Product Toilet Partitions

Series Standard

Sightline Option None

Material Powder Coated

AFF 12"

Hinge Concealed

Finish TBA - Color TBA

Hardware Standard Chrome

Latch Concealed

Partition Headrail Braced

Options None

Project Title Jessica Jenkins - Church

Created By Rob Fry

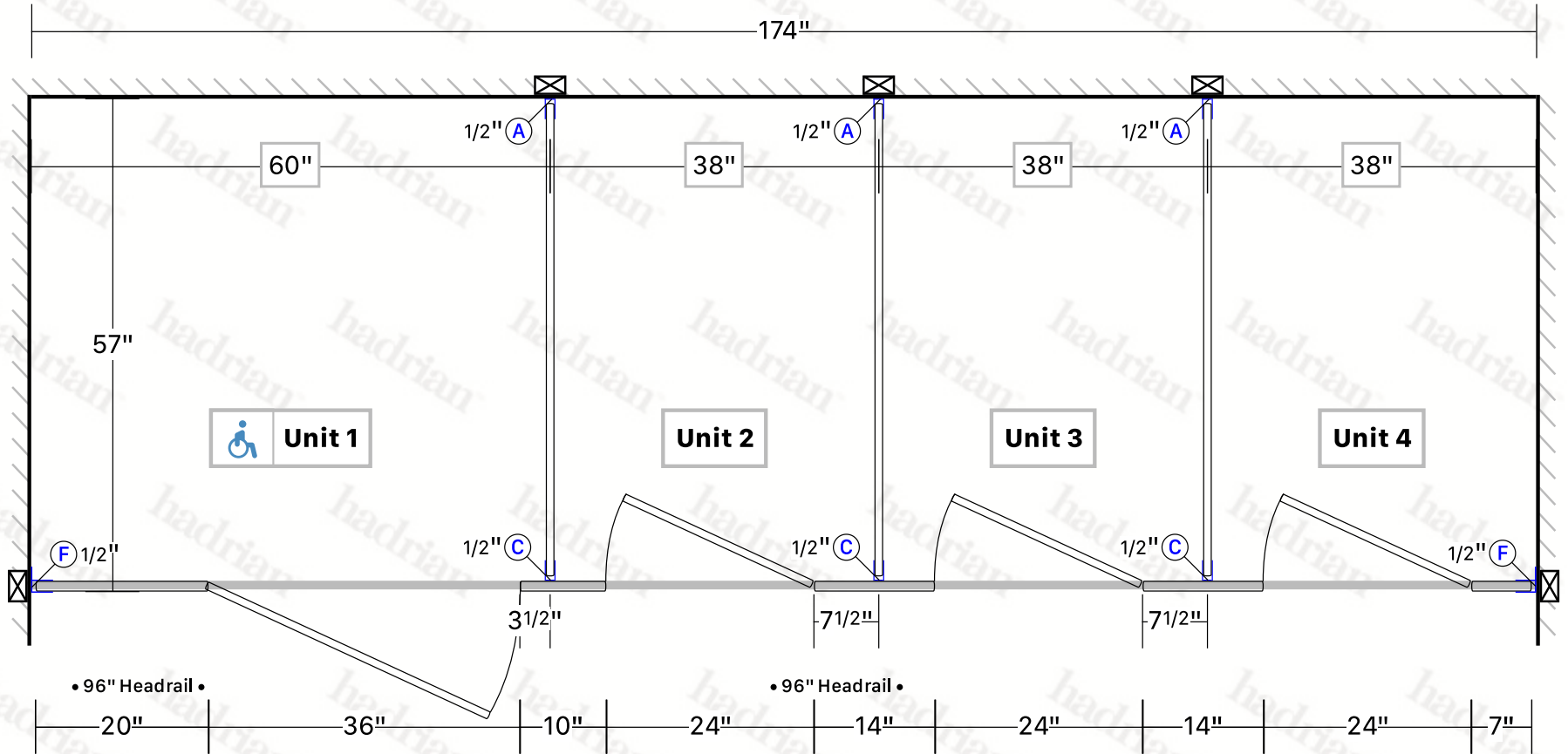
Last edit date 04/10/2024

Distributor Fry Specialty Inc.

Drawing Title WOMEN

Date Printed 04/10/2024

Project Number P0719769



LEGEND

(A) H Bracket

(C) U Clip

(F) Pilaster F Bracket

Unit

Panel/Door height = 58"
Panel/Door AFF = 12"

Product Toilet Partitions

Series Standard

Sightline Option None

Material Powder Coated

AFF 12"

Hinge Concealed

Finish TBA - Color TBA

Hardware Standard Chrome

Latch Concealed

Partition Headrail Braced

Options None

Material Specification

HEADRAIL BRACED - POWDER COATED METAL TOILET PARTITIONS - STANDARD

1.01 Construction Features

Doors, Panels and Pilasters shall be constructed of two sheets of panel flatness zinc - coated galvalume steel, ASTM A653 GR33, laminated under pressure to a honeycomb core for sound deadening and rigidity. Formed edges to be welded together and inter - locked under tension with a roll - formed oval crown locking bar, mitred, welded and ground smooth at the corners. Honeycomb to have a maximum 25 mm(1") cell size.

1.02 Doors

Shall be 1461mm (57.5") high and 25mm (1") thick with cover sheets not less than 0.8mm (.030").

1.03 Panels

Shall be 1461mm (57.5") high and (1") thick with cover sheets not less than 0.8mm (.030").

1.04 Pilasters

Shall be 32mm (1.25") thick with cover sheets not less than 0.8mm (.030").

1.05 Headrail

Shall be 25mm (1") by 41mm (1.625") extruded anodized aluminum with anti-grip design. Wall thickness to be 1.5mm (.060") and shall be securely attached to wall and pilasters with manufacturer's fittings in such a way as to make a strong and rigid installation. All joints in headrails shall be made at a pilaster.

1.06 Pilaster Fastening Method

Pilasters shall be securely and rigidly fastened to the floor and fitted with a jack levelling screw for vertical adjustment. The floor fastening shall be concealed and protected by a 102mm (4") high, die-formed stainless steel pilaster shoe.

1.07 Hardware and Fittings

All panel and pilaster brackets and all door hardware shall be chrome plated zinc die castings.

Fasteners are zinc plated 12 x 1-3/4" and 12 x 5/8" TR-27 6-lobe security screws.

Doors shall be equipped with chrome plated zinc die cast gravity type hinges, mounted on upper and lower pilaster hinge brackets.

Threaded top hinge pin shall be metal with a self-lubricating nylon sleeve. Door hinges shall be fully concealed within the thickness of the door and adjustable to permit the door to come to rest at any position when not latched.

Coat Hook and Bumper: Each door to be fitted with a combined coat hook and bumper. Finish to match other hardware items.

Latch to be a concealed, chrome plated zinc die casting with face mortised flush with edge strip of door.

The combined stop and keeper shall have a 19mm (0.75") diameter bumper locked in place. Finish to match other hardware items.

Pilaster shoes to be stainless steel with a #4 brushed finish.

1.08 Finish

All sheet metal to be thoroughly cleaned, phosphated and finished with a high performance powder coating, baked on to provide a uniform smooth protective finish. Color shall be as selected from Hadrian's color card.

This specification applies to room(s): MEN, WOMEN

WALL MOUNTED - POWDER COATED METAL URINAL SCREENS - STANDARD

1.01 Construction

Screens shall be constructed of two sheets of panel flatness zinc-coated galvalume steel, ASTM A653 GR33, laminated under pressure to a honeycomb core for sound deadening and rigidity. Formed edges to be welded together and inter-locked under tension with a roll-formed oval crown locking bar, mitred, welded and ground smooth at the corners. Honeycomb to have a maximum 25mm (1") cell size.

1.02 Wall Mounted

Screens shall be 25mm (1") thick with cover sheets not less than 22-gauge (0.8mm / .030"). Screens shall be 457mm (18") or 610mm (24") deep by 1219mm (48") high and anchored into the wall approximately 305mm (12") off the floor.

1.03 Hardware & Fittings

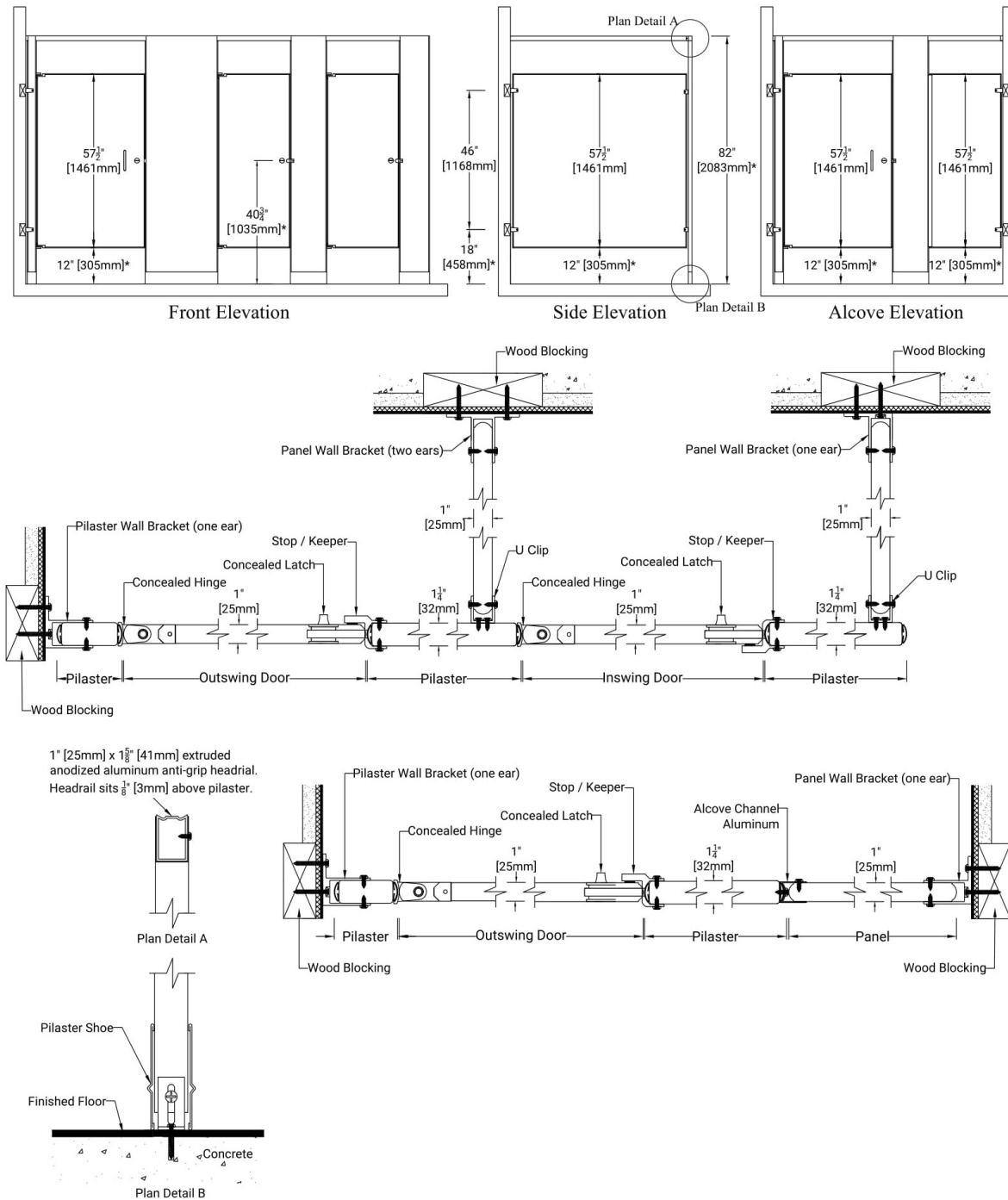
Screens shall be fastened to the wall with double-ear brackets that are chrome plated zinc die cast. Floor mounted with pilaster and floor to ceiling mounted with post to be fastened to the front support with "U" brackets that are chrome plated zinc die cast.

1.04 Finish

All sheet metal to be thoroughly cleaned, phosphated and finished with a high performance powder coating, baked on to provide a uniform smooth protective finish. Color shall be as selected from Hadrian's color card.

This specification applies to room(s): MEN

Metal Toilet Partitions
Standard Series - Headrail Braced - 12" [305mm] AFF
Chrome - Concealed Latch & Concealed Hinge



Important Notes:

Refer to final drawings for wood blocking information. Wood blocking is critical to ensure a rigid installation. See material specifications for material and hardware finishes.

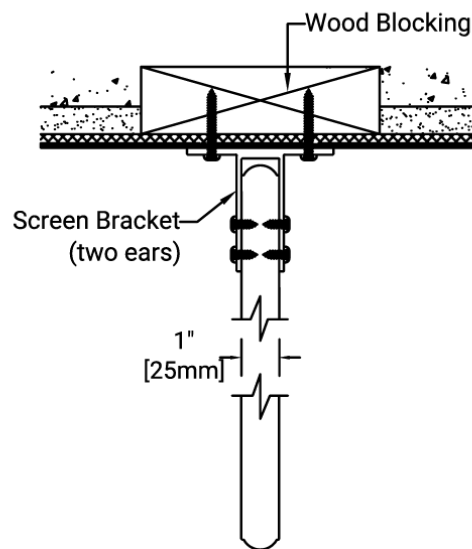
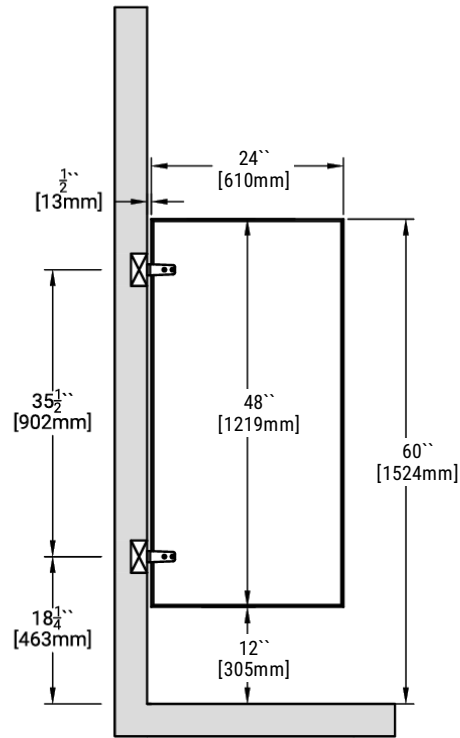
*Above finish floor dimensions may vary due to floor level and cam position

Metal Urinal Screens

Standard Series - Wall mounted

12" [305mm] AFF

Stirrup Bracket Installation



Available Panel Depths

18" [457mm]

24" [610mm]

Warranty Information

Hadrian Manufacturing Inc. ("Hadrian") provides the following warranty with respect to the Hadrian product(s) supplied for the project indicated above.

Subject to the terms set out herein, the product(s) are warranted against defects in material and workmanship from the date of receipt by the authorized Hadrian distributor for the warranty period outlined below:

Powder Coated Toilet Partitions	3 years
Stainless Steel Toilet Partitions	5 years
Solid Plastic Toilet Partitions	25 years
Phenolic Black Core Toilet Partitions	25 years
Emperor (corridor) Lockers	2 years
Gladiator (athletic) Lockers	5 years
Replacement Front Lockers	2 years
Boot Racks	1 year

The warranty is for Hadrian material only and excludes damages caused by installation errors, vandalism, improper usage, improper maintenance, exposure to harsh environments or chemicals (such as chlorine, bromine, etc.) or failure of the building structure to adequately support the product. Site preparations (i.e. wood blocking, etc.) must meet final drawing specifications and Hadrian's recommended maintenance procedure must be followed.

The exclusive remedy under this warranty shall, at Hadrian's discretion, be replacement or repair of the defective material. Hadrian will not pay any removal, installation or other labor costs associated with the repair or replacement. Replacement material will be warranted for the unused portion of the original warranty period.

No warranty of merchantability or fitness for a particular purpose is made or implied. In no event shall Hadrian be liable for any other costs or damages, including loss of profit, loss of revenue, indirect, incidental, special or consequential damages howsoever arising, whether under warranty, contract, statute, tort, equity or otherwise.

This warranty extends only to the original authorized Hadrian customer and is non-transferable. Warranty claims must be made during the applicable warranty period and initiated by contacting Hadrian at the following coordinates: USA: 440-942-9118 / CANADA: 905-333-0300.

The foregoing constitutes the entire warranty given by Hadrian and no one is authorized to change or expand this warranty on behalf of Hadrian.



Hadrian Manufacturing Inc., 965 Syscon Road, Burlington, ON, L7L 5S3 T: 905-333-0300 F: 905-333-1841

Hadrian Manufacturing Inc., 2550 - 61 Avenue SE, Calgary, AB, T2C 4V2 T: 905-333-0300 F: 905-333-1841

Hadrian Inc., 7420 Clover Avenue, Mentor, OH, 44060 T: 440-942-9118 F: 440-942-9618

Hadrian Inc., 3602 West Washington Street, Suite 200, Phoenix, AZ, 85009 T: 440-942-9118 F: 440-942-9618

08/2023

Maintenance Procedure

FOR POWDER COATED PAINTED FINISH

MAINTENANCE OF YOUR TOILET PARTITIONS SHOULD BE A PART OF YOUR REGULAR BUILDING PREVENTIVE MAINTENANCE PROCEDURE

1. Tighten any screws that have become loose due to vibrational forces or attempted vandalism.
2. Check the top door pin to be sure it is flush with the top of the hinge.
3. Be sure the surfaces are dry after being cleaned and rinsed with clear water (when required).
4. Partitions exposed to severe humidity should be washed and dried frequently. If partitions are in a shower room, a coat of paste wax is recommended on painted surfaces.
5. Periodically, remove any dirt, grime or foreign matter with a soft cloth.
6. Where surfaces reveal spotting resulting from hand perspiration, soil, or grease, a thorough cleaning with warm water and a mild detergent (ie. Ivory Soap), followed by rinsing, and removal of excess moisture, will renew the clean even surface, providing a pleasant sanitary appearance. (Use of cleaning agents containing abrasives such as household cleaning powder, steel wool, and harsh detergents or acids ARE NOT RECOMMENDED).
7. To maintain the brilliance of hardware, these components can be periodically improved by an application of non-abrasive cleaner with a damp cloth.
8. Where additional gloss and protection is desirable, light applications of commercial liquid or paste waxes are highly recommended.
9. If your partitions have a continuous hinge, regular application of an LPS II or an industrial type, non-drying lubricant is recommended.