

Quote #17029524-1

Date: 04/11/2024

- ✓ Standard Freight Included: 49930 Zip Code ✓ All Hardware and Anchors Included ✓ Doors, Dividers, Pilasters Included



Powder Coat

3 year warranty

Delivered in 3-6 business days (Quick Ship colors only);
Standard colors in 12-18 business days

\$1,590.98

Price includes materials and hardware
[Product Info](#) | [Color Chart](#)



Plastic Laminate

2 year warranty

Delivered in 5-10 business days

\$1,956.49

Price includes materials and hardware
[Product Info](#) | [Color Chart](#)



Solid Plastic

25 year warranty

Delivered in 6-9 business days

COLOR = MOCHA
\$2,577.29

Price includes materials and hardware
[Product Info](#) | [Color Chart](#)

PARTITIONS = 2577.29
+ACCESSORIES = 1967.84
SUB TOTAL = 4545.13

\$2,859.33

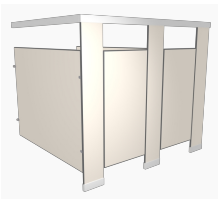
Price includes materials and hardware
[Product Info](#) | [Color Chart](#)



Stainless Steel

5 year warranty

Delivered in 3-6 business days



Phenolic

25 year warranty

Delivered in 6-10 business days

\$3,163.27

Price includes materials and hardware
[Product Info](#) | [Color Chart](#)



TOILET PARTITIONS > CART

CART

PRODUCT		QTY	QTY	SUBTOTAL
---------	--	-----	-----	----------



Bobrick B-166 2436 Mirror with Shelf				
---	--	--	--	--

\$221.78

3

\$665.34




Bobrick B-5806.99x42				
-----------------------------	--	--	--	--

**Concealed Mounting
Straight Grab Bar w/ Peened
Grip**

\$45.54

4

\$182.16



Bobrick B-5806.99x36				
-----------------------------	--	--	--	--

**Concealed Mounting
Straight Grab Bar w/ Peened
Grip**

\$44.68

1

\$44.68



Bobrick B-270 Sanitary Napkin Disposal				
---	--	--	--	--

\$35.71

1

\$35.71



Bradley 5263 Double Roll Toilet Paper Dispenser With Shelf				
---	--	--	--	--

\$72.75

3

\$218.25



American Specialties 0469-9 Surface Mounted Paper Towel Dispenser & Waste Receptacle				
---	--	--	--	--

\$414.30

1

\$414.30

We're Online!
How may I help you today?



PRODUCT

QTY QTY

SUBTOTAL



American Specialties 0469-
BL Recessed Paper Towel
Dispenser & 18 gallon
Waste Receptacle

\$407.40

1

\$407.40

EMPTY CART

COUPON

Coupon code

APPLY COUPON

CART TOTALS

Subtotal \$1,967.84

Shipping Free Ground Shipping

Shipping to MI 49930.

CHANGE ADDRESS

Surcharge \$15.00

Tax \$118.97

Total \$2,101.81

We're Online!
How may I help you today?





TOILET
PARTITIONS.com

SOLID PLASTIC COLOR CARD

*Delivered in 6-9 Business Days



213 BONE



223 LINEN




239 GRAY



215 BURGUNDY



218 FOSSIL



238 ALMOND



231 SLATE



212 BLUEBERRY



222 HUNTER



225 MOCHA



211 BLACK



227 PAISLEY




217 CANYON GRANITE



219 FROST GRANITE

Drawing Notes

- Compartment widths on drawings are shown at center line of panels.
- Compartment depths on drawings are shown from front face of pilaster to finished wall.
- Cut headrail in field to suit (if applicable).
- "X" on drawings indicates that backing is required.
- Fabrication will not commence until approval has been received.
- Material supplied will conform to the dimensions indicated on drawings.
- Scale of drawings - none.
-  on drawings indicates location of pilaster reinforcing channel(s).

hadrian-inc.com

Project Title 17029524 REV 2 - Lonnie R

Created By Rob Fry

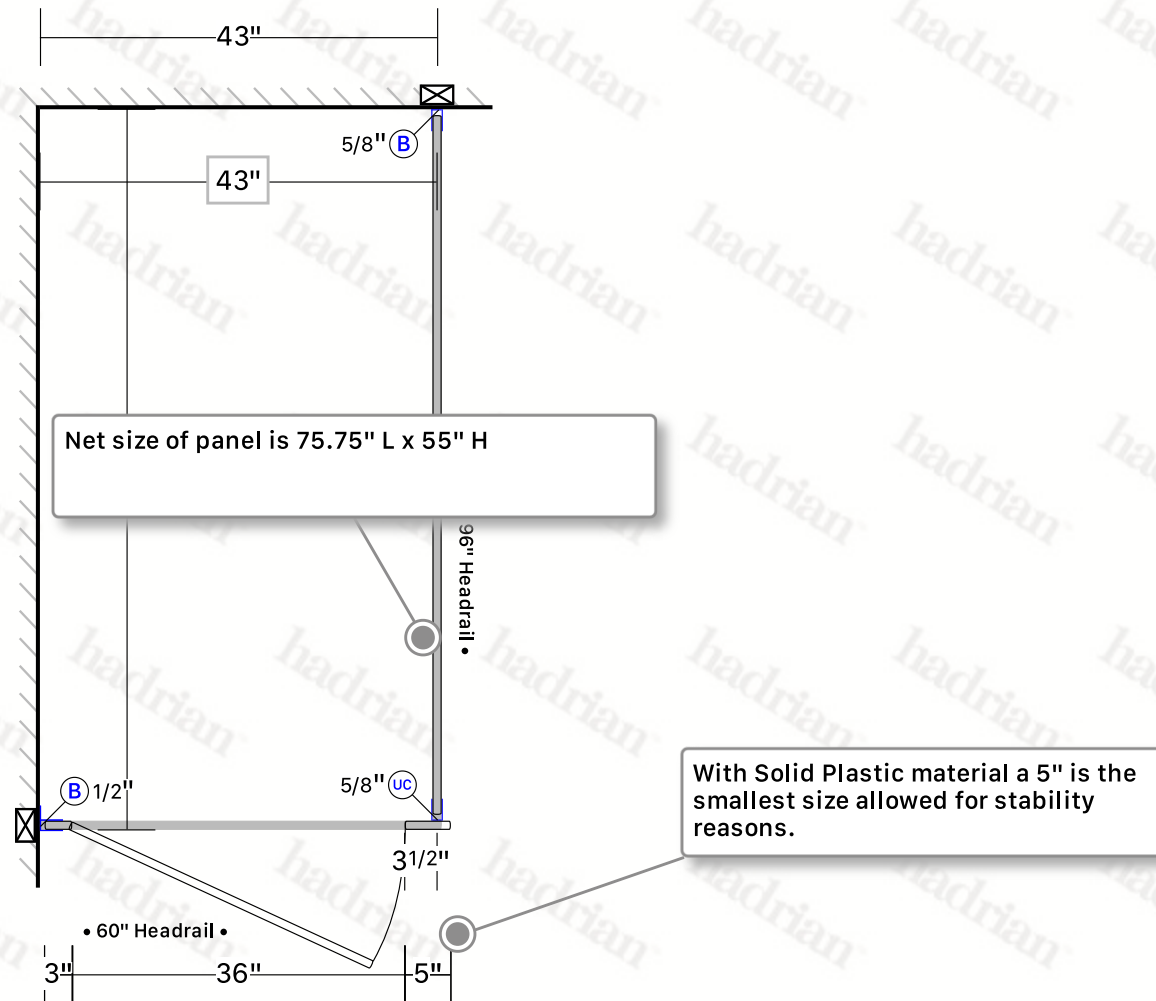
Last edit date 04/17/2024

Distributor Fry Specialty Inc.

Drawing Title MEN

Date Printed 04/17/2024

Project Number P0722251



LEGEND

(B) F Bracket

(UC) U Channel

Unit

Panel/Door height = 55"
Panel/Door AFF = 14"

Product Toilet Partitions

Series Standard

Sightline Option None

Material Solid Plastic

AFF 14"

Hinge Wrap

Finish 225 - Mocha

Hardware Aluminum Channels & Brackets

Latch Aluminum

Partition Headrail Braced

Options None

Material Specification

HEADRAIL BRACED - SOLID PLASTIC TOILET PARTITIONS - STANDARD

1.01 Construction Features

Doors, panels and pilasters shall be certified Class B polyethylene solid plastic. The material shall contain no foaming agents, which can cause the formation of air pockets. The self-lubricating surface is resistant to marking and can be maintained effectively with ordinary household cleaners. Material is ideal for toilet partition installations, especially in high abuse and high moisture environments.

1.02 Doors

Shall be (25mm) 1" thick by (1397mm) 55" high and straight cut with fine radius edges.

1.03 Panels

Shall be (25mm) 1" thick by (1397mm) 55" high and straight cut with fine radius edges.

1.04 Pilasters

Shall be (25mm) 1" thick by (2083mm) 82" high and straight cut with fine radius edges.

1.05 Headrail

Shall be 32mm (1.25") by 44mm (1.75") extruded anodized aluminum with anti-grip design. Wall thickness to be 1.5mm (0.060") and shall be securely attached to wall and pilasters with manufacturer's fittings in such a way as to make a rigid installation. All joints in headrails shall be made at a pilaster.

1.06 Pilaster Fastening Method

Pilasters shall be securely and rigidly fastened to the floor with 3" (76mm) high stainless steel anchor shoes. Three heavy-duty aluminum brackets shall be used at the pilaster to wall connection.

1.07 Hardware and Fittings

Doors are installed with 1/8" thick heavy extruded clear anodized aluminum hinges, which wrap around both the door and pilaster. Hinges are fastened to door and pilaster with tamper-proof 6-lobe security head stainless steel thru-bolts and fastened to the edge of the door and pilaster with a #10 x 1" screw. Top hinges have adjustable nylon cams.

Strike-keeper and throw latch are extruded clear anodized aluminum.

The combined stop and keeper shall have a 19mm (0.75") diameter bumper locked in place. Finish to match other hardware items.

Doors shall be fitted with a zinc die cast, #4 brushed combined coat hook and bumper. Fasteners are theft-proof 6-lobe security head stainless steel screws. Hadrian door hardware meets ADA and Canadian barrier-free requirements.

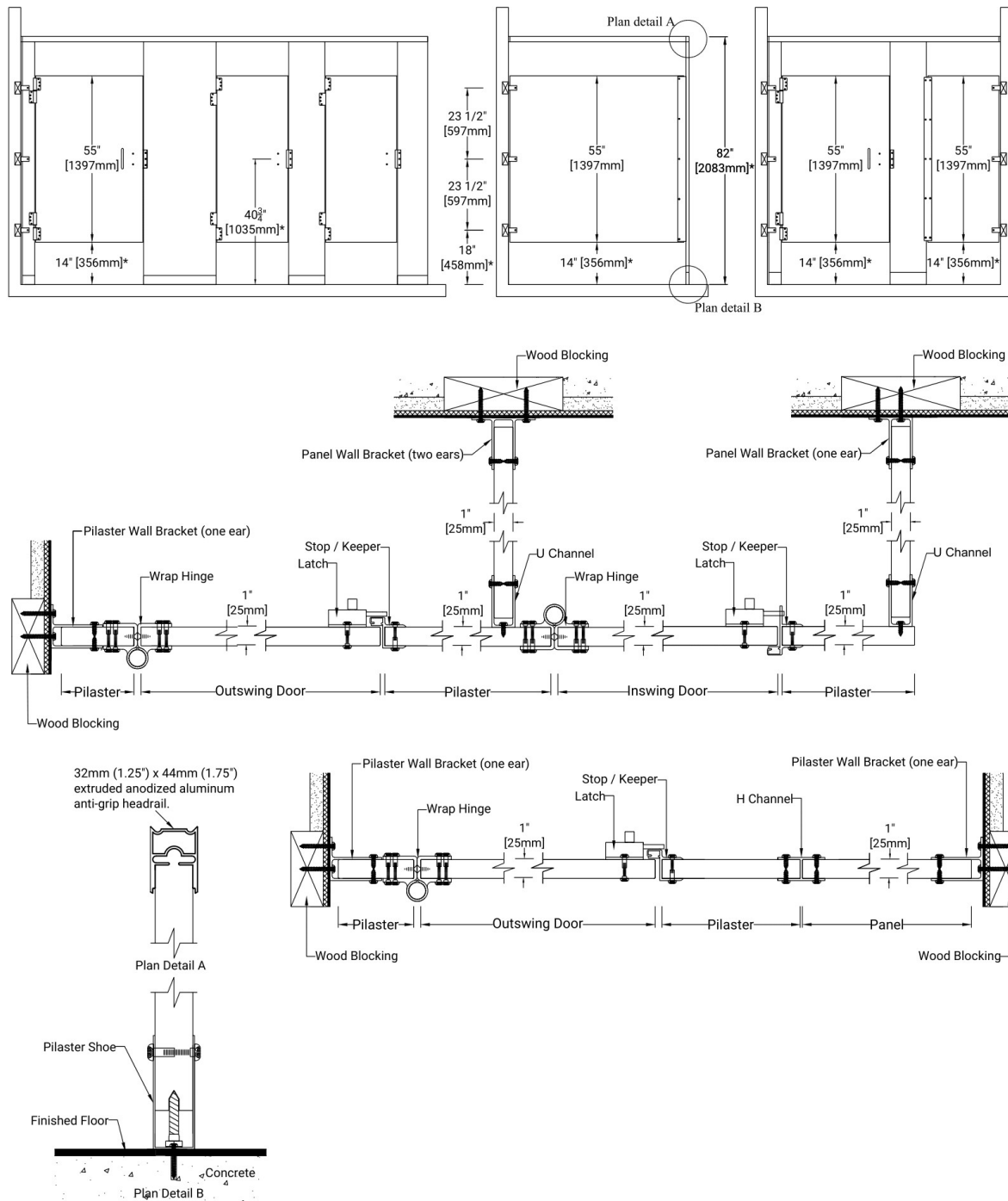
Three heavy-duty aluminum brackets are used at the panel to wall connection and a full-height continuous aluminum channel is used at the panel to pilaster connection.

1.08 Finish

Doors, panels and pilasters shall be certified Class B polyethylene with uniform color throughout. Color shall be as selected from Hadrian's color card.

This specification applies to room(s): WOMEN, MEN

Plastic Toilet Partitions
Standard Series - Headrail Braced - 14" [356mm] AFF
Aluminum Channels & Brackets - Aluminum Surface Latch & Wrap Hinge



Important Notes:

Refer to final drawings for wood blocking information. Wood blocking is critical to ensure a rigid installation. See material specifications for material and hardware finishes.

*Above finish floor dimensions may vary due to floor level and cam position

Maintenance Procedure


FOR SOLID PLASTIC


MAINTENANCE OF YOUR TOILET PARTITIONS SHOULD BE A PART OF YOUR REGULAR BUILDING PREVENTIVE MAINTENANCE PROCEDURE

1. Tighten any screws that have become loose due to vibrational forces or attempted vandalism.
2. Be sure the surfaces are dry after being cleaned and rinsed with clear water (when required).
3. Partitions exposed to severe humidity should be washed and dried as needed.
4. Periodically, remove any dirt, grime or foreign matter with a soft cloth.
5. Where surfaces reveal spotting resulting from hand perspiration, soil, or grease, a thorough cleaning with warm water and a mild detergent (i.e. Ivory Soap), followed by rinsing, and removal of excess moisture, will renew the clean even surface, providing a pleasant sanitary appearance. (Use of cleaning agents containing abrasives such as household cleaning powder, steel wool, and harsh detergents or acids ARE NOT RECOMMENDED).
6. For areas of stubborn graffiti, commercial graffiti removers can be used.
7. To maintain the brilliance of hardware, these components can be periodically improved by an application of non-abrasive cleaner with a damp cloth.
8. If your partitions have a continuous hinge, regular application of an LPS II or an industrial type, non-drying lubricant is recommended.
9. The appearance of scratches may be minimized by burnishing the blemish with a smooth, rounded object such as a spoon. For best results, apply slight pressure in a parallel motion to the scratch.

Certified Class B Fire Rated Colors


Flame Spread Index: 26-75 | Smoke Developed Index: 0-450



 Headrail braced, ceiling hung (for 9 ft ceilings and lower) and floor mounted toilet partitions available for Quick Ship in USA.

NFPA 286 Fire Rated Colors

NFPA 286 Solid Plastic



Made from durable high density polyethylene (HDPE) material, Hadrian's solid plastic toilet partitions are an ideal choice for high traffic and high abuse facilities such as schools, stadiums and parks.

Colors shown are approximations only. For accurate color matches, refer to Hadrian's printed color card. Hadrian reserves the right to change colors and/or finishes without prior notice.