


## Drawing Notes

- Compartment widths on drawings are shown at center line of panels.
- Compartment depths on drawings are shown from front face of pilaster to finished wall.
- Cut headrail in field to suit (if applicable).
- "X" on drawings indicates that backing is required.
- Fabrication will not commence until approval has been received.
- Material supplied will conform to the dimensions indicated on drawings.
- Scale of drawings - none.
-  on drawings indicates location of pilaster reinforcing channel(s).

**Project Title** 30 IRVING 12TH FL

**Created By** Christina Ziccardi

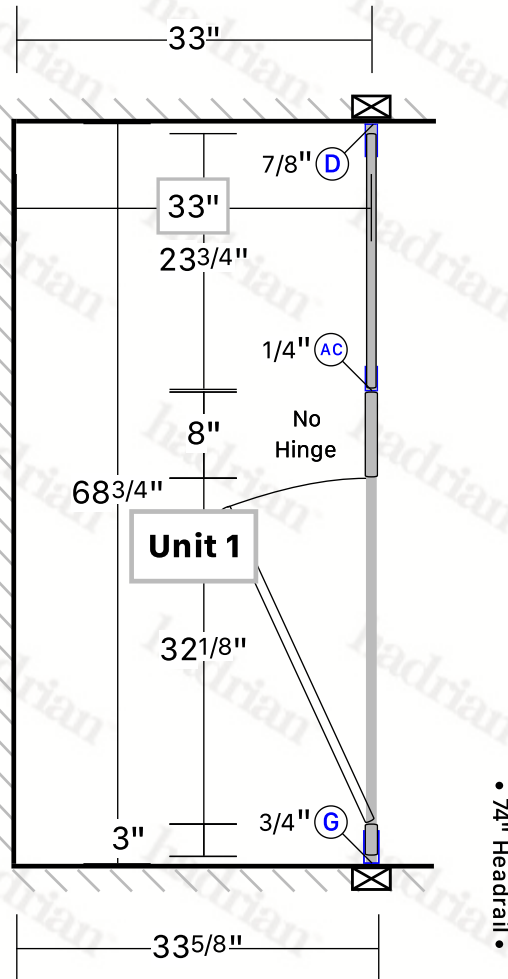
**Last edit date** 06/20/2024

**Distributor** Fry Specialty Inc.

**Drawing Title** MENS ALCOVE

**Date Printed** 06/20/2024

**Project Number** P0773843



**LEGEND**

(AC) Alcove Channel

(D) 3" Deep Channel

(G) Pilaster 2 1/8" Channel

**Unit**

Panel/Door height = 64"  
Panel/Door AFF = 9"

**Product** Toilet Partitions

**Series** Elite

**Sightline Option** Continuous Channels, Continuous Stop & Hinge Filler

**Material** Powder Coated

**AFF** 9"

**Hinge** Wrap

**Finish** 621 - Slate

**Hardware** Standard Chrome

**Latch** Concealed

**Partition** Headrail Braced

**Options** None

hadrian-inc.com

hadrian-inc.com

# Material Specification

## HEADRAIL BRACED - POWDER COATED METAL TOILET PARTITIONS - ELITE

### 1.01 Construction Features

Doors, Panels and Pilasters shall be constructed of two sheets of panel flatness zinc - coated galvalume steel, ASTM A653 GR33, laminated under pressure to a honeycomb core for sound deadening and rigidity. Formed edges to be welded together and inter - locked under tension with a roll - formed oval crown locking bar, mitred, welded and ground smooth at the corners. Honeycomb to have a maximum 25 mm(1") cell size.

### 1.02 Doors

Shall be 1613mm (63.5") high and 25mm (1") thick with cover sheets not less than 0.8mm (.030").

### 1.03 Panels

Shall be 1613mm (63.5") high and (1") thick with cover sheets not less than 0.8mm (.030").

### 1.04 Pilasters

Shall be 32mm (1.25") thick with cover sheets not less than 0.8mm (.030").

### 1.05 Headrail

Shall be 25mm (1") by 41mm (1.625") extruded anodized aluminum with anti-grip design. Wall thickness to be 1.5mm (.060") and shall be securely attached to wall and pilasters with manufacturer's fittings in such a way as to make a strong and rigid installation. All joints in headrails shall be made at a pilaster.

### 1.06 Pilaster Fastening Method

Pilasters shall be securely and rigidly fastened to the floor and fitted with a jack levelling screw for vertical adjustment. The floor fastening shall be concealed and protected by a 102mm (4") high, die-formed stainless steel pilaster shoe.

### 1.07 Hardware and Fittings

Panel-to-pilaster, panel-to-wall, and pilaster-to-wall connections are made with full-height channels, finished to match partitions.

Fasteners are zinc plated 12 x 1-3/4" and 12 x 5/8" TR-27 6-lobe security screws.

Doors shall be equipped with chrome plated zinc die cast gravity type hinges, mounted on upper and lower pilaster hinge brackets. Threaded top hinge pin shall be metal with a self-lubricating nylon sleeve. Door hinges shall be wrap-around style and adjustable to permit the door to come to rest at any position when not latched.

Coat Hook and Bumper: Each door to be fitted with a combined coat hook and bumper. Finish to match other hardware items.

Latch to be a concealed, chrome plated zinc die casting with face mortised flush with edge strip of door.

A full length aluminum continuous stop and full length aluminum hinge side filler eliminate all sightline gaps between pilasters and doors.

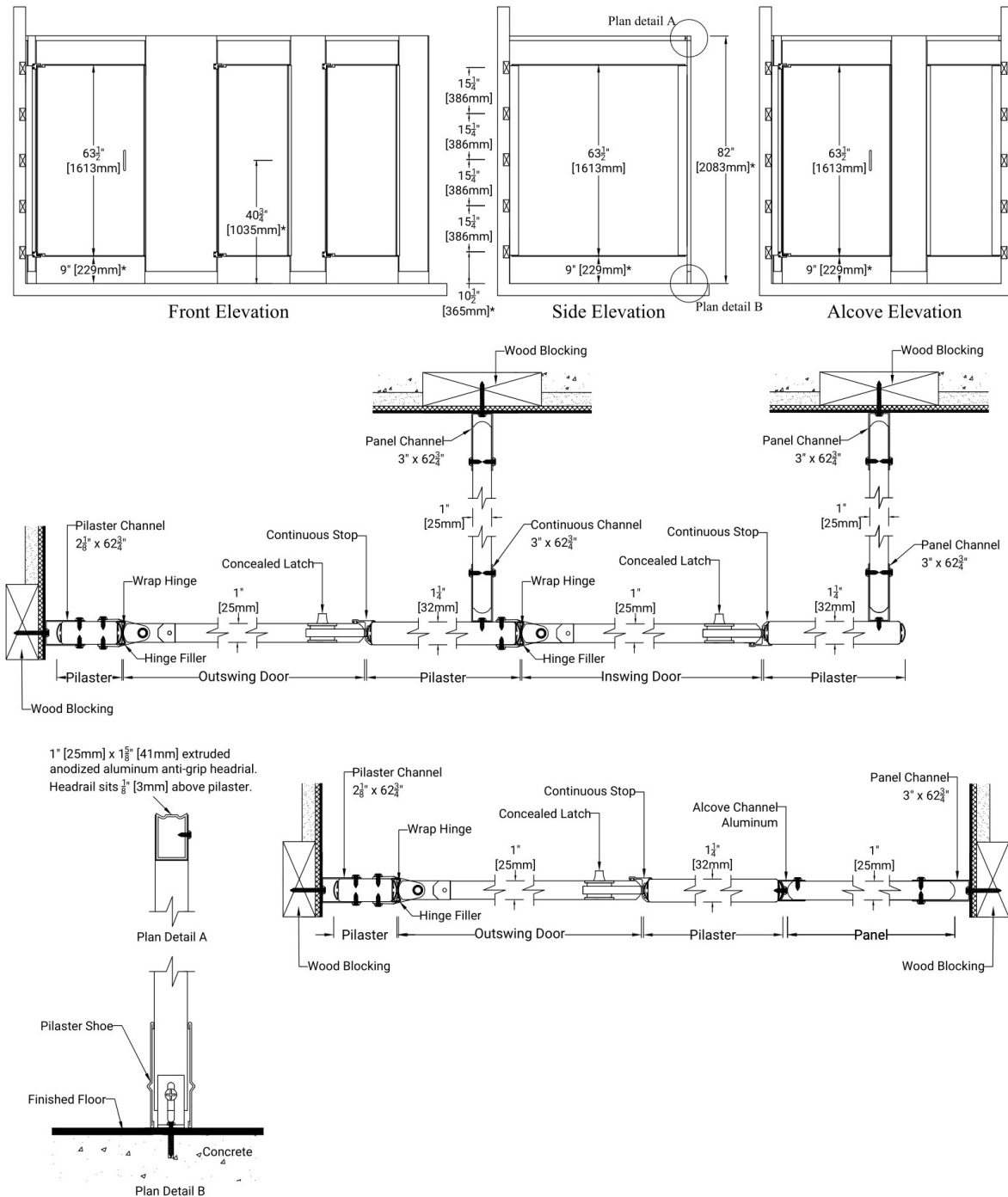
Pilaster shoes to be stainless steel with a #4 brushed finish.

### 1.08 Finish

All sheet metal to be thoroughly cleaned, phosphated and finished with a high performance powder coating, baked on to provide a uniform smooth protective finish. Color shall be as selected from Hadrian's color card.

This specification applies to room(s): MENS ALCOVE, MENS CORNER, WOMENS

**Metal Toilet Partitions**  
**Elite Series - Headrail Braced - 9" [229mm] AFF**  
**Chrome - Concealed Latch & Wrap Hinge**  
**Channels - Continuous Stops & Hinge Fillers**



**Important Notes:**

Refer to final drawings for wood blocking information. Wood blocking is critical to ensure a rigid installation. See material specifications for material and hardware finishes.

\*Above finish floor dimensions may vary due to floor level and cam position

## Warranty Information

Hadrian Manufacturing Inc. ("Hadrian") provides the following warranty with respect to the Hadrian product(s) supplied for the project indicated above.

Subject to the terms set out herein, the product(s) are warranted against defects in material and workmanship from the date of receipt by the authorized Hadrian distributor for the warranty period outlined below:

Powder Coated Toilet Partitions	3 years
Stainless Steel Toilet Partitions	5 years
Solid Plastic Toilet Partitions	25 years
Phenolic Black Core Toilet Partitions	25 years
Emperor (corridor) Lockers	2 years
Gladiator (athletic) Lockers	5 years
Replacement Front Lockers	2 years
Boot Racks	1 year

The warranty is for Hadrian material only and excludes damages caused by installation errors, vandalism, improper usage, improper maintenance, exposure to harsh environments or chemicals (such as chlorine, bromine, etc.) or failure of the building structure to adequately support the product. Site preparations (i.e. wood blocking, etc.) must meet final drawing specifications and Hadrian's recommended maintenance procedure must be followed.

The exclusive remedy under this warranty shall, at Hadrian's discretion, be replacement or repair of the defective material. Hadrian will not pay any removal, installation or other labor costs associated with the repair or replacement. Replacement material will be warranted for the unused portion of the original warranty period.

No warranty of merchantability or fitness for a particular purpose is made or implied. In no event shall Hadrian be liable for any other costs or damages, including loss of profit, loss of revenue, indirect, incidental, special or consequential damages howsoever arising, whether under warranty, contract, statute, tort, equity or otherwise.

This warranty extends only to the original authorized Hadrian customer and is non-transferable. Warranty claims must be made during the applicable warranty period and initiated by contacting Hadrian at the following coordinates: USA: 440-942-9118 / CANADA: 905-333-0300.

The foregoing constitutes the entire warranty given by Hadrian and no one is authorized to change or expand this warranty on behalf of Hadrian.



**Hadrian Manufacturing Inc.**, 965 Syscon Road, Burlington, ON, L7L 5S3 T: 905-333-0300 F: 905-333-1841

**Hadrian Manufacturing Inc.**, 2550 - 61 Avenue SE, Calgary, AB, T2C 4V2 T: 905-333-0300 F: 905-333-1841

**Hadrian Inc.**, 7420 Clover Avenue, Mentor, OH, 44060 T: 440-942-9118 F: 440-942-9618

**Hadrian Inc.**, 3602 West Washington Street, Suite 200, Phoenix, AZ, 85009 T: 440-942-9118 F: 440-942-9618

08/2023

# Maintenance Procedure











## FOR POWDER COATED PAINTED FINISH

### **MAINTENANCE OF YOUR TOILET PARTITIONS SHOULD BE A PART OF YOUR REGULAR BUILDING PREVENTIVE MAINTENANCE PROCEDURE**

1. Tighten any screws that have become loose due to vibrational forces or attempted vandalism.
2. Check the top door pin to be sure it is flush with the top of the hinge.
3. Be sure the surfaces are dry after being cleaned and rinsed with clear water (when required).
4. Partitions exposed to severe humidity should be washed and dried frequently. If partitions are in a shower room, a coat of paste wax is recommended on painted surfaces.
5. Periodically, remove any dirt, grime or foreign matter with a soft cloth.
6. Where surfaces reveal spotting resulting from hand perspiration, soil, or grease, a thorough cleaning with warm water and a mild detergent (ie. Ivory Soap), followed by rinsing, and removal of excess moisture, will renew the clean even surface, providing a pleasant sanitary appearance. (Use of cleaning agents containing abrasives such as household cleaning powder, steel wool, and harsh detergents or acids ARE NOT RECOMMENDED).
7. To maintain the brilliance of hardware, these components can be periodically improved by an application of non-abrasive cleaner with a damp cloth.
8. Where additional gloss and protection is desirable, light applications of commercial liquid or paste waxes are highly recommended.
9. If your partitions have a continuous hinge, regular application of an LPS II or an industrial type, non-drying lubricant is recommended.







## Solid Colors

 535   ★ <b>Light Grey</b>	 609  <b>Colonial Blue</b>	 541 <b>Extra White</b>	 603  ★ <b>Almond</b>	 576 <b>Ruby Red</b>
 621  <b>Slate</b>	 639 <b>Sapphire Blue</b>	 504  ★ <b>Linen</b>	 532  <b>Latte</b>	 607 <b>Bordeaux</b>
 545  <b>Charcoal</b>	 510  <b>Black</b>	 500 <b>White</b>	 585 <b>Sahara</b>	 581 <b>Moss Green</b>






## Anti-Graffiti Colors *(Subject to upcharge)*

Proven ASTM D6578 Graffiti Resistance to easily remove:

Permanent Marker • Lipstick  
• Water Based Ink Marker •  
Wax Crayon • Spray Paint

 833 <b>Tricorn Black</b>	 828 <b>Dovetail</b>	 829 <b>Desert</b>	 826 <b>Kilim Beige</b>
--	---	--	--


## Special Effects Colors *(Subject to upcharge)*

 837 <b>Black Fox</b>	 831 <b>Nickel Metallic</b>	 814 <b>Cast Iron Metallic</b>	 900 <b>304 #4 Brushed Stainless Steel</b>	 90R <b>Embossed Stainless Steel</b>
---	--	---	--	---

## Stainless Steel

★ Headrail braced toilet partitions available for Premium Quick Ship in USA; subject to upcharge.

 Headrail braced, ceiling hung (for 9 ft ceilings and lower) and floor mounted toilet partitions available for Quick Ship in USA.

 Headrail braced toilet partitions available for Quick Ship in Canada.

For custom colors, a minimum of 20 units for toilet partitions and 100 units for lockers is required per color. Custom colors are subject to upcharge.

Colors shown are approximations only. For accurate color matches, refer to Hadrian's printed color card. Hadrian reserves the right to change colors and/or finishes without prior notice.