



**Headrail Braced
STANDARD
Solid Plastic Toilet Partitions**

Material Specification

1 . 0 1 Construction

Doors, panels and pilasters shall be certified CLASS B polyethylene solid plastic. The material shall contain no foaming agents, which can cause the formation of air pockets. The self-lubricating surface is resistant to marking and can be maintained effectively with ordinary household cleaners. Material is ideal for toilet partition installations, especially in high abuse and high moisture environments.

1 . 0 2 Doors

Shall be (25mm) 1" thick by (1397mm) 55" high straight cut with fine radius edges.

1 . 0 3 Panels

Shall be (25mm) 1" thick by (1397mm) 55" high straight cut with fine radius edges.

1 . 0 4 Pilasters

Shall be (25mm) 1" thick by (2083mm) 82" high straight cut with fine radius edges.

1 . 0 5 Headrail

Shall be 32mm (1.25") by 44mm (1.75") extruded anodized aluminum with anti-grip design. Wall thickness to be 1.5mm (0.060") and shall be securely attached to wall and pilasters with manufacturer's fittings in such a way as to make a rigid installation. All joints in headrails shall be made at a pilaster.

1 . 0 6 Pilaster Fastening Method

Pilasters shall be securely and rigidly fastened to the floor with 3" (76mm) high stainless steel anchor shoes. Plastic anchor shoes are also available in colors to complement the partitions. Three heavy-duty aluminum brackets shall be used at the pilaster to wall connection.

1 . 0 7 Hardware & Fittings

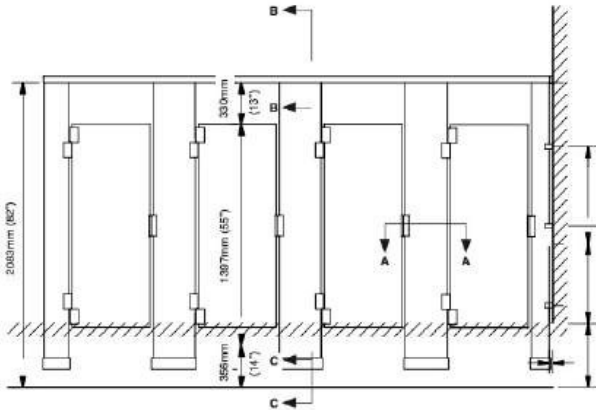
Doors are installed with 1/8" thick heavy extruded clear anodized aluminum hinges, which wrap around both the door and pilaster. Hinges are fastened to door and pilaster with tamper-proof 6-lobe security head stainless steel thru-bolts and fastened to the edge of the door and pilaster with a #10 x 1" screw. Top hinges have adjustable nylon cams. Strike-keeper and throw latch are extruded clear anodized aluminum. Three heavy-duty aluminum brackets are used at the panel to wall connection and a full-height continuous aluminum channel is used at the panel to pilaster connection. Inswing doors shall be fitted with a zinc die cast, #4 brushed combined coat hook and bumper. Outswing doors shall be fitted with a #4 brushed stainless steel flat coat hook. Fasteners are theft-proof 6-lobe security head stainless steel screws. Hadrian hardware meets ADA and Canadian barrier-free requirements.

1 . 0 8 Finish

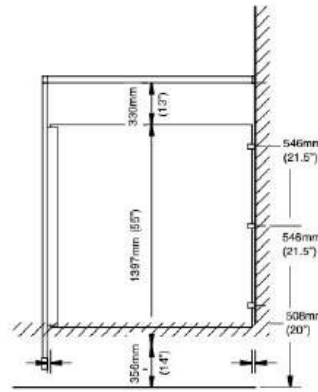
Doors, panels and pilasters shall be certified CLASS B polyethylene with uniform color throughout. Color shall be as selected from Hadrian's color card.



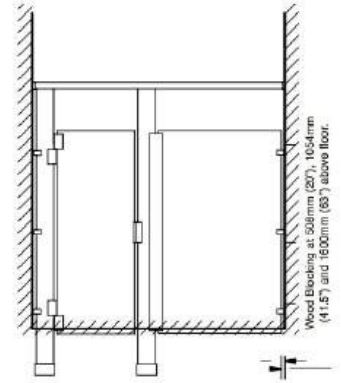
Headrail Braced STANDARD Solid Plastic Toilet Partitions



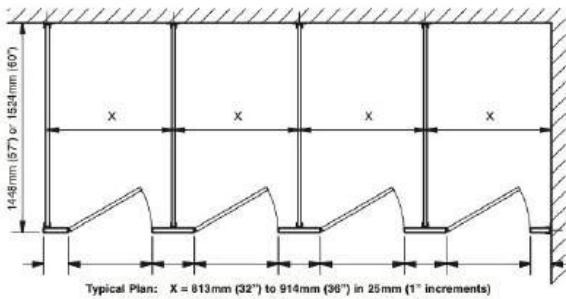
front elevation



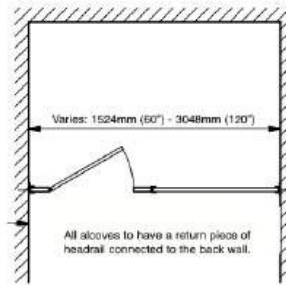
side elevation



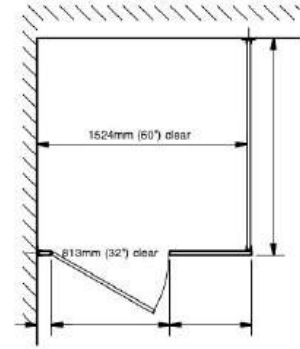
alcove elevation



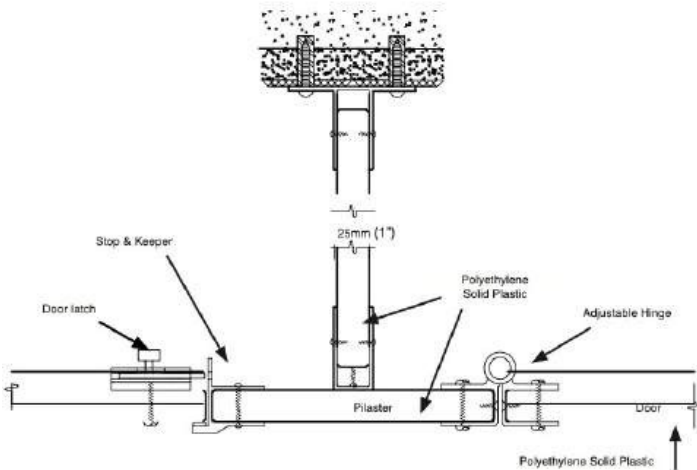
plan



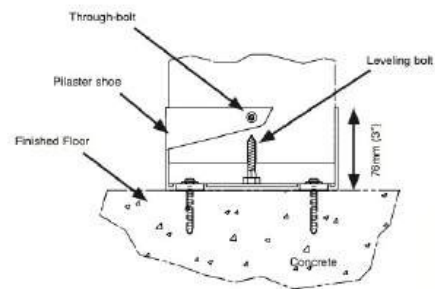
alcove plan



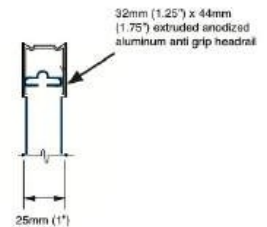
barrier-free plan



plan detail A-A



section C-C



section B-B

Important Note:

Refer to final drawings for wood blocking information. Wood blocking is critical to ensure a rigid installation.

WALL MOUNTED AND FLOOR MOUNTED - SOLID PLASTIC URINAL SCREENS

1.01 Construction

Screens shall be certified CLASS B polyethylene. The material shall contain no foaming agents, which can cause the formation of air pockets. The self-lubricating surface is resistant to marking and can be maintained effectively with ordinary household cleaners. Material is ideal for toilet partition installations, especially in high abuse and high moisture environments.

1.02 Wall Mounted Screens

Screens shall be 25mm (1") thick, straight cut with fine radius edges. Screens must be 457mm (18") or 610mm (24") deep by 1219mm (48") high and anchored into the wall approximately 305mm (12") off the floor with two brackets spaced 902mm (35.5") apart.

1.03 Floor Mounted Screens

Screens shall be 25mm (1") thick, straight cut with fine radius edges. Screens must be 610mm (24") to 1168mm (46") deep by 1397mm (55") high and anchored into the wall approximately 356mm (14") off the floor with two brackets spaced 1156mm (45.5") apart. Pilasters shall be securely and rigidly fastened to the floor with 3" (76mm) high stainless steel anchor shoes.

1.04 Hardware & Fittings

Wall mounted and floor mounted screens shall be fastened to the wall with heavy-duty aluminum brackets. Floor mounted screens shall be fastened to the supporting pilaster with a full height continuous aluminum "U" channel. Fasteners are theft-proof 6-lobe security head stainless steel screws.

1.05 Finish

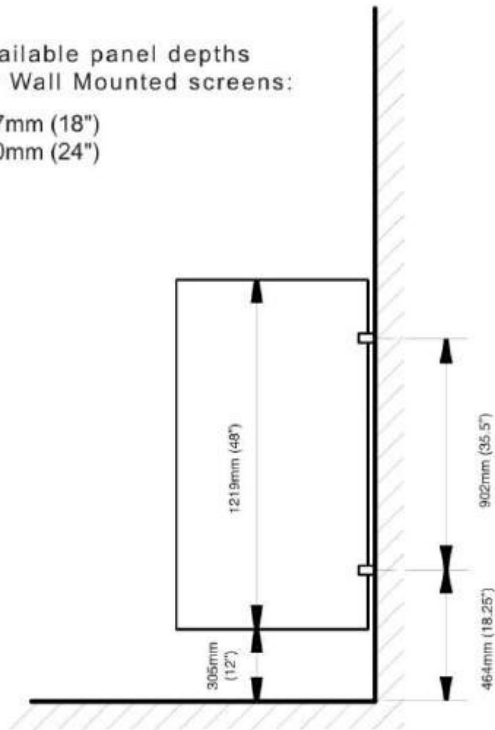
Screens shall be certified CLASS B polyethylene with uniform color throughout. Color shall be as selected from Hadrian's color card.



WALL MOUNTED AND FLOOR MOUNTED - SOLID PLASTIC URINAL SCREENS

Available panel depths
for Wall Mounted screens:

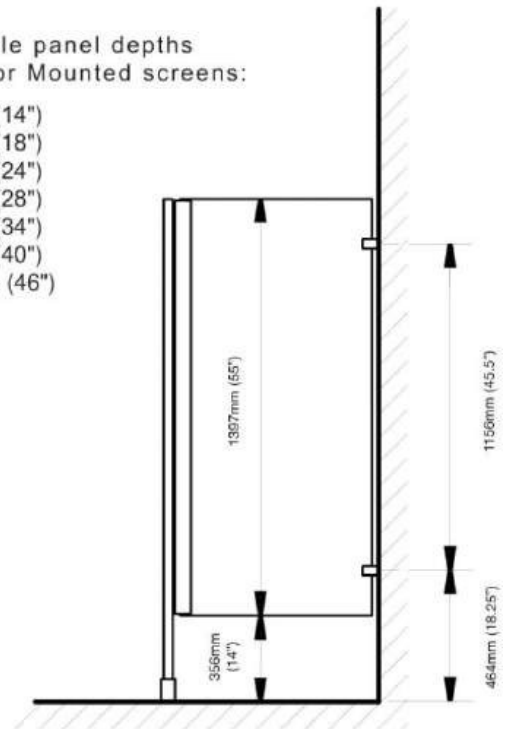
457mm (18")
610mm (24")



Wall Mounted Screen

Available panel depths
for Floor Mounted screens:

356mm (14")
457mm (18")
610mm (24")
711mm (28")
564mm (34")
102mm (40")
1168mm (46")



Floor Mounted Screen

Important Notes:

Refer to final drawings for wood blocking information.
Wood blocking is critical to ensure a rigid installation.