


Drawing Notes

- Compartment widths on drawings are shown at center line of panels.
- Compartment depths on drawings are shown from front face of pilaster to finished wall.
- Cut headrail in field to suit (if applicable).
- "X" on drawings indicates that backing is required.
- Fabrication will not commence until approval has been received.
- Material supplied will conform to the dimensions indicated on drawings.
- Scale of drawings - none.
-  on drawings indicates location of pilaster reinforcing channel(s).

Project Title Jose Solis

Created By Rob Fry

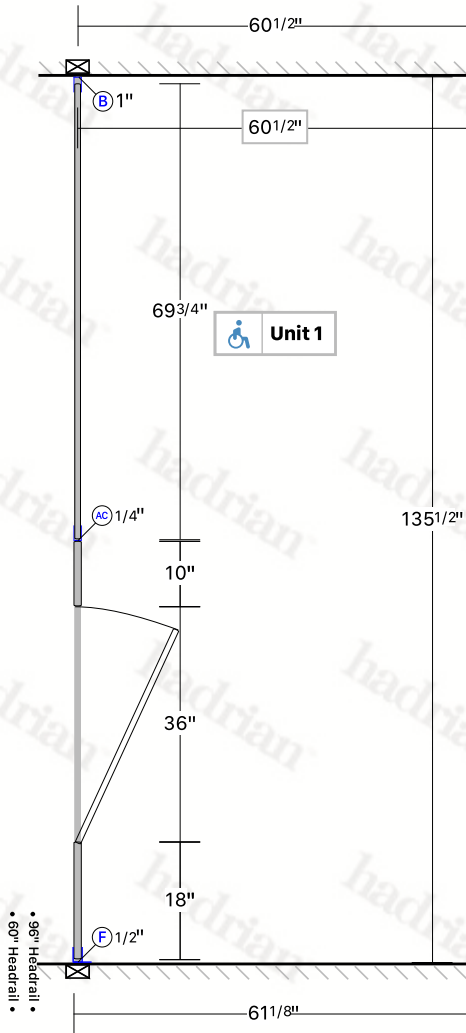
Last edit date 09/11/2024

Distributor Fry Specialty Inc.

Drawing Title mens

Date Printed 10/01/2024

Project Number P0820902



LEGEND

(AC) Alcove Channel

(B) F Bracket

(F) Pilaster F Bracket

Unit

Panel/Door height = 58"
Panel/Door AFF = 12"

Product Toilet Partitions

Series Standard

Sightline Option None

Material Powder Coated

AFF 12"

Hinge Wrap

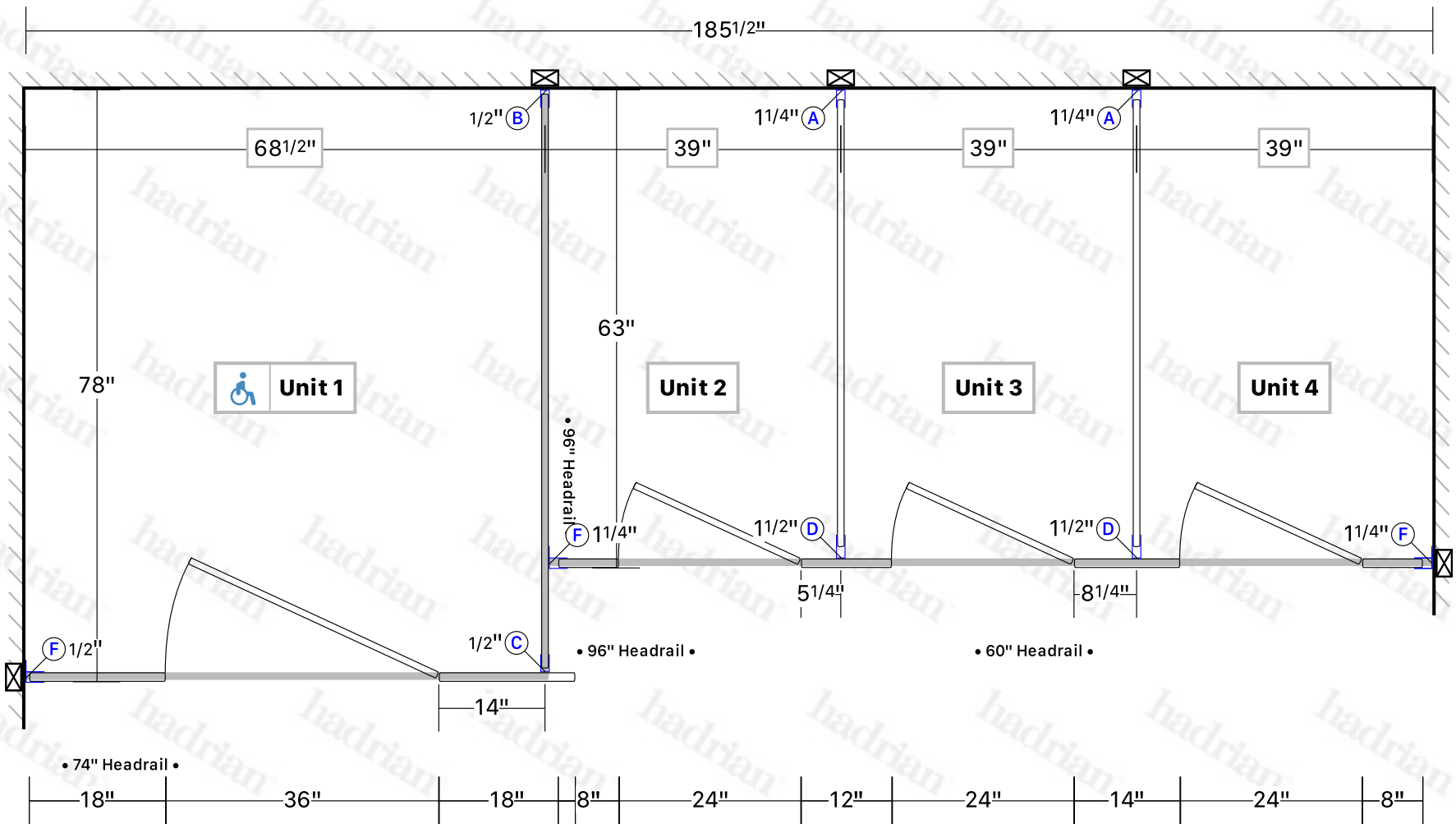
Finish 535 - Light Grey

Hardware Standard Chrome

Latch Concealed

Partition Headrail Braced

Options None



LEGEND

- (A) H Bracket
- (B) F Bracket
- (C) U Clip
- (D) 3" Deep Channel
- (F) Pilaster F Bracket

Unit

Panel/Door height = 58"
Panel/Door AFF = 12"

Product Toilet Partitions
Series Standard
Sightline Option None

Material Powder Coated
AFF 12"
Hinge Wrap

Finish 535 - Light Grey
Hardware Standard Chrome
Latch Concealed

Partition Headrail Braced
Options None