



Estimate

ADDRESS
AMBER CUNNINGHAM

ESTIMATE 10805
DATE 10/26/2023

SALES REP
ROB 619-954-5734

JOB NAME
SAN JACINTO

REVISED 11/7/2023

ACTIVITY	DESCRIPTION	QTY	AMOUNT
MATERIAL TYPE	SOLID PLASTIC/HDPE		
STYLE	FLOOR MOUNTED/OVERHEAD BRACED		
HARDWARE	HARDWARE INCLUDED PER ATTACHED		
COLOR	PAISLEY		
STALLS	INCLUDED IN PROPOSAL	7	7,400.00
SCREENS	INCLUDED IN PROPOSAL	2	
CAN SHIP IN	APPROX. 1-2 WEEKS		
STANDARD FREIGHT INCLUDED	BASED ON (1) SINGLE SHIPMENT TO: SAN JACINTO, CA		

*** QUOTES ARE VALID FOR 30 CALENDAR DAYS.

*** PRODUCTION LEAD TIMES ARE SUBJECT TO CHANGE WITHOUT NOTICE.

*** SALES TAX WILL BE ADDED IF SHIPPING TO CA, TN, TX, OK, NY, FL, GA, MA, NJ, WA, AZ, MI, MN, NC AND VA.

• QUANTITIES & DESCRIPTIONS NOT GUARANTEED TO AGREE WITH PLANS AND/OR SPECS. IT IS YOUR RESPONSIBILITY TO REVIEW ENTIRE QUOTE/SUBMITTAL PRIOR TO BIDDING YOUR PROJECT. YOU ARE ALSO RESPONSIBLE FOR VERIFYING LOCAL MUNICIPALITY / CODE COMPLIANCE.
ANY CHANGES MADE CAN IMPACT PRICING.

TOTAL

CLASS A FIRE RATING

~~\$7,400.00~~

CLASS B FIRE RATING

\$6,945.00

Accepted By

Accepted Date

Submittal Notes

Toilet Partition Notes

1. Compartment widths on drawings are shown at center line of panels.
2. Compartment depths on drawings are shown from front face of pilaster to finished wall.
3. Cut headrail in field to suit (if applicable).
4. "X" on drawings indicates that backing is required.
5. Fabrication will not commence until approval has been received.
6. Material supplied will conform to the dimensions indicated on drawings.
7. Scale of drawings - none.

Project Title School House Manufacturing

Created By Rob Fry

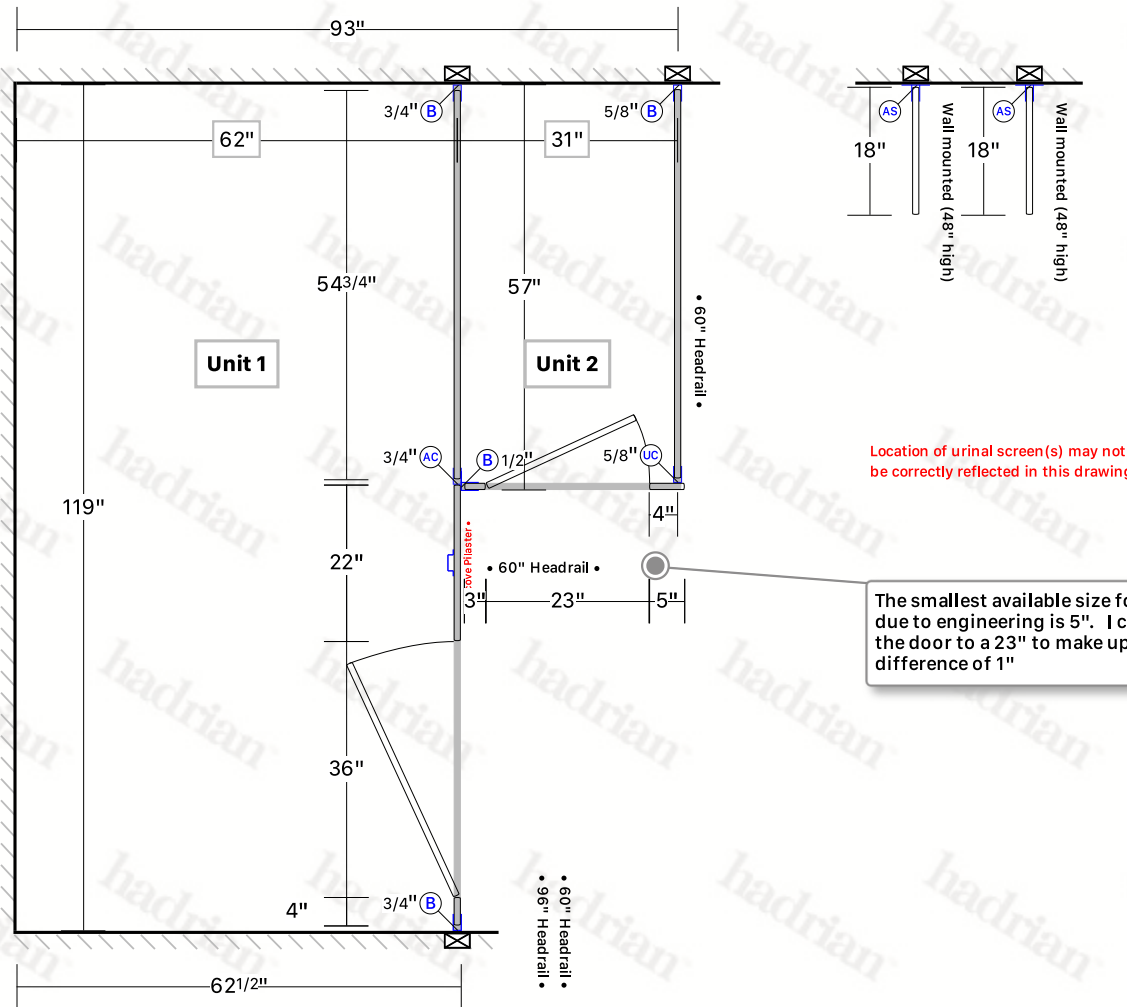
Last edit date 11/07/2023

Distributor Fry Specialty Inc.

Drawing Title MENS

Date Printed 11/07/2023

Project Number P0610848



Location of urinal screen(s) may not be correctly reflected in this drawing

The smallest available size for location due to engineering is 5". I changed the door to a 23" to make up the difference of 1"

LEGEND

(AC) Alcove Channel (AS) Screen H Bracket (B) F Bracket (UC) U Channel

Product Toilet Partitions

Series Standard

Sightline Option None

Material Solid Plastic

AFF 14"

Hinge Wrap

Finish TBA - Color TBA


Hardware Aluminum Channels & Brackets

Latch Aluminum

Partition Headrail Braced

Options None

- Unit widths are shown at center line of panels.
- Unit depths are shown from front face of pilaster to finished wall.

- Material supplied will conform to the dimensions indicated.
-  indicates that backing is required.

- Scale = none.
-  indicates location of pilaster reinforcing channel(s).
- Cut headrail to suit (if necessary).

Project Title School House Manufacturing

Created By Rob Fry

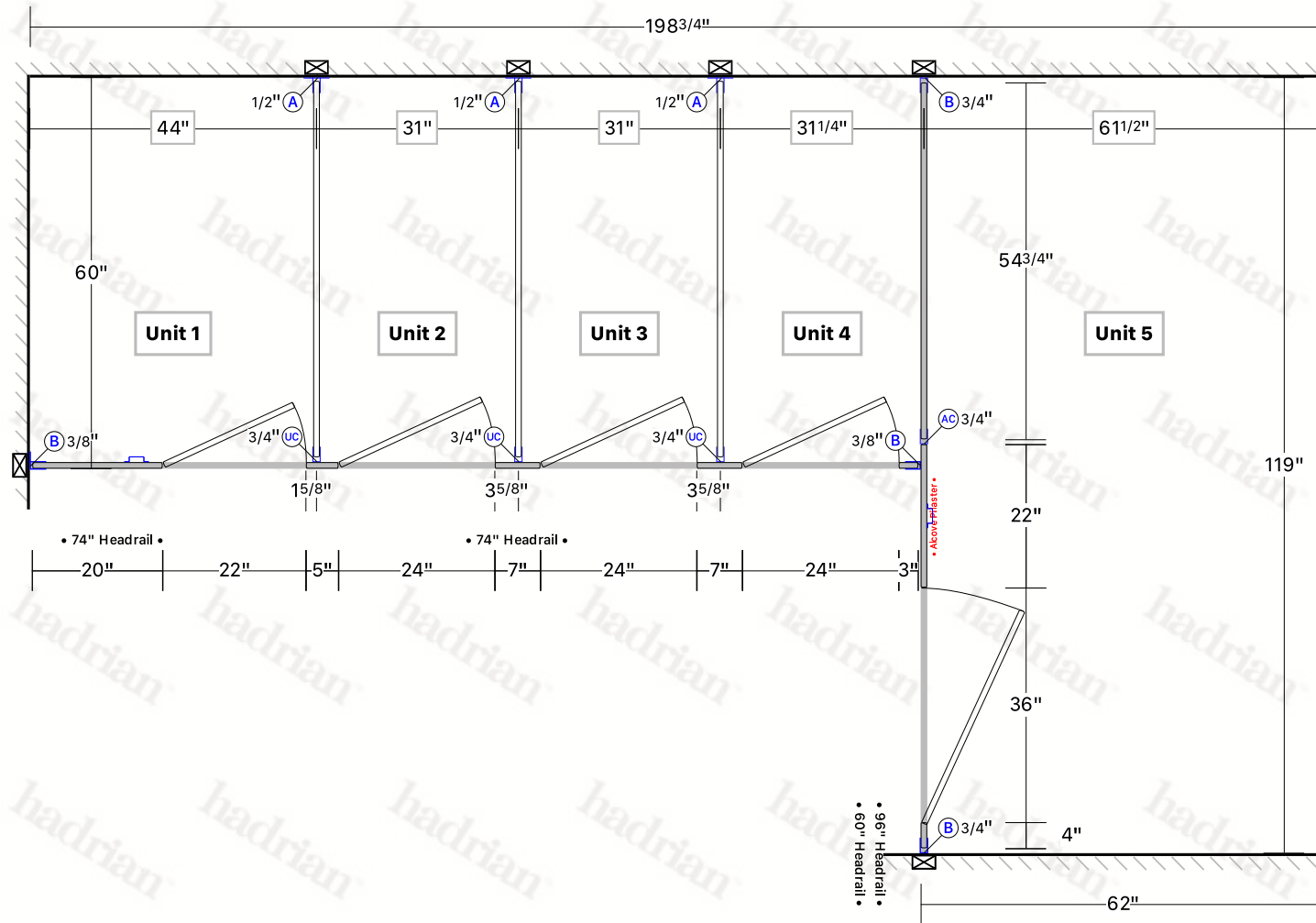
Last edit date 11/07/2023

Distributor Fry Specialty Inc.

Drawing Title WOMENS

Date Printed 11/07/2023

Project Number P0610848



LEGEND

(A) H Bracket (AC) Alcove Channel (B) F Bracket (UC) U Channel

Product Toilet Partitions

Material Solid Plastic

Finish TBA - Color TBA

Partition Headrail Braced

Series Standard

AFF 14"

Hardware Aluminum Channels & Brackets


Options None


Sightline Option None

Hinge Wrap

Latch Aluminum

- Unit widths are shown at center line of panels.
- Unit depths are shown from front face of pilaster to finished wall.

- Material supplied will conform to the dimensions indicated.
-  indicates that backing is required.

- Scale = none.
-  indicates location of pilaster reinforcing channel(s).
- Cut headrail to suit (if necessary).

Material Specification

HEADRAIL BRACED - SOLID PLASTIC TOILET PARTITIONS - STANDARD

1.01 Construction Features

Doors, panels and pilasters shall be certified Class B polyethylene solid plastic. The material shall contain no foaming agents, which can cause the formation of air pockets. The self-lubricating surface is resistant to marking and can be maintained effectively with ordinary household cleaners. Material is ideal for toilet partition installations, especially in high abuse and high moisture environments.

1.02 Doors

Shall be (25mm) 1" thick by (1397mm) 55" high and straight cut with fine radius edges.

1.03 Panels

Shall be (25mm) 1" thick by (1397mm) 55" high and straight cut with fine radius edges.

1.04 Pilasters

Shall be (25mm) 1" thick by (2083mm) 82" high and straight cut with fine radius edges.

1.05 Headrail

Shall be 32mm (1.25") by 44mm (1.75") extruded anodized aluminum with anti-grip design. Wall thickness to be 1.5mm (0.060") and shall be securely attached to wall and pilasters with manufacturer's fittings in such a way as to make a rigid installation. All joints in headrails shall be made at a pilaster.

1.06 Pilaster Fastening Method

Pilasters shall be securely and rigidly fastened to the floor with 3" (76mm) high stainless steel anchor shoes. Three heavy-duty aluminum brackets shall be used at the pilaster to wall connection.

1.07 Hardware and Fittings

Doors are installed with 1/8" thick heavy extruded clear anodized aluminum hinges, which wrap around both the door and pilaster. Hinges are fastened to door and pilaster with tamper-proof 6-lobe security head stainless steel thru-bolts and fastened to the edge of the door and pilaster with a #10 x 1" screw. Top hinges have adjustable nylon cams.

Strike-keeper and throw latch are extruded clear anodized aluminum.

The combined stop and keeper shall have a 19mm (0.75") diameter bumper locked in place. Finish to match other hardware items.

Doors shall be fitted with a zinc die cast, #4 brushed combined coat hook and bumper. Fasteners are theft-proof 6-lobe security head stainless steel screws. Hadrian door hardware meets ADA and Canadian barrier-free requirements.

Three heavy-duty aluminum brackets are used at the panel to wall connection and a full-height continuous aluminum channel is used at the panel to pilaster connection.

1.08 Finish

Doors, panels and pilasters shall be certified Class B polyethylene with uniform color throughout. Color shall be as selected from Hadrian's color card.

This specification applies to room(s): MENS, WOMENS

WALL MOUNTED AND FLOOR MOUNTED - SOLID PLASTIC URINAL SCREENS

1.01 Construction

Screens shall be certified CLASS B polyethylene. The material shall contain no foaming agents, which can cause the formation of air pockets. The self-lubricating surface is resistant to marking and can be maintained effectively with ordinary household cleaners. Material is ideal for toilet partition installations, especially in high abuse and high moisture environments.

1.02 Wall Mounted Screens

Screens shall be 25mm (1") thick, straight cut with fine radius edges. Screens must be 457mm (18") or 610mm (24") deep by 1219mm (48") high and anchored into the wall approximately 305mm (12") off the floor with two brackets spaced 902mm (35.5") apart.

1.03 Floor Mounted Screens

Screens shall be 25mm (1") thick, straight cut with fine radius edges. Screens must be 610mm (24") to 1168mm (46") deep by 1397mm (55") high and anchored into the wall approximately 356mm (14") off the floor with two brackets spaced 1156mm (45.5") apart. Pilasters shall be securely and rigidly fastened to the floor with 3" (76mm) high stainless steel anchor shoes.

1.04 Hardware & Fittings

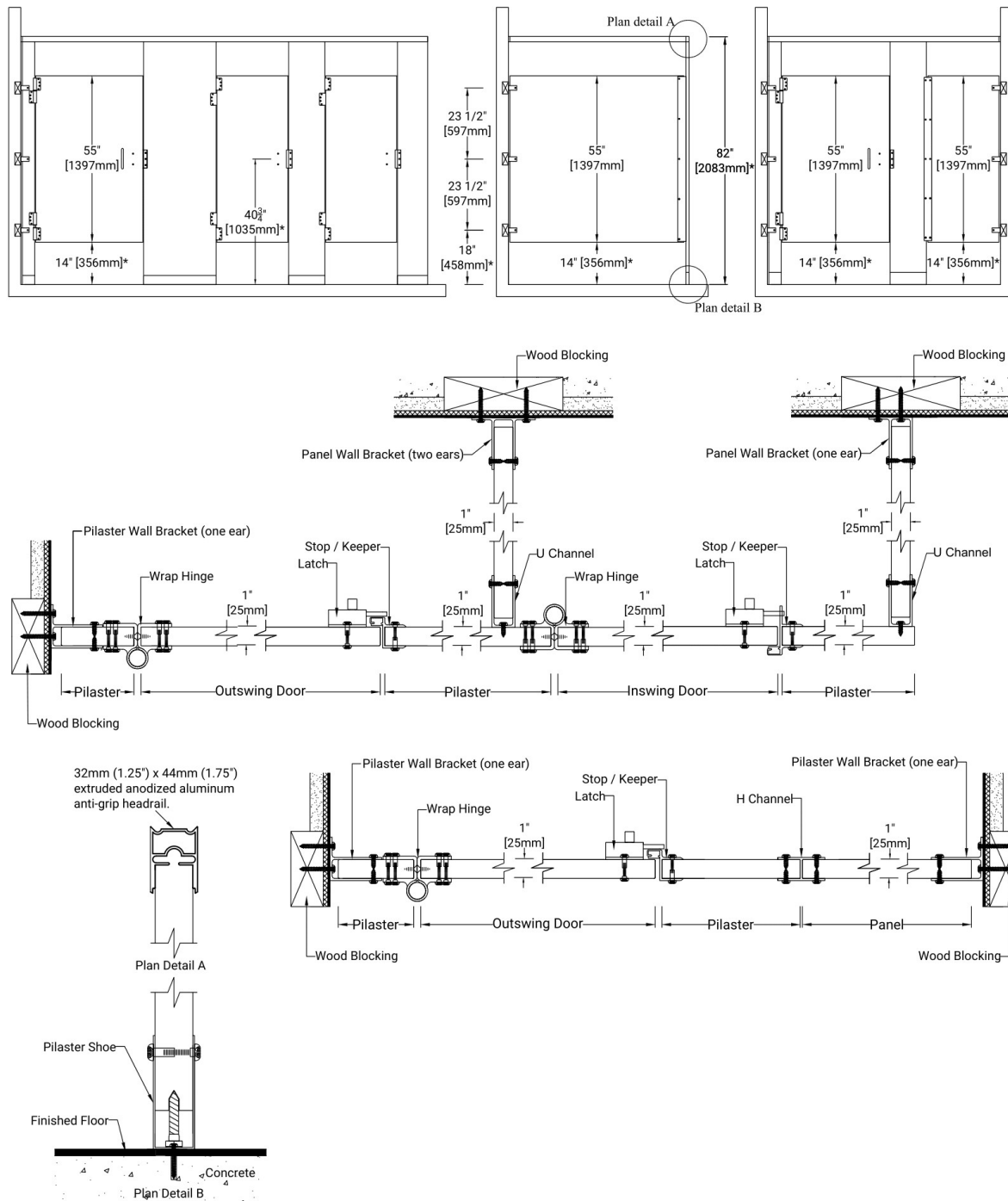
Wall mounted and floor mounted screens shall be fastened to the wall with heavy-duty aluminum brackets. Floor mounted screens shall be fastened to the supporting pilaster with a full height continuous aluminum "U" channel. Fasteners are theft-proof 6-lobe security head stainless steel screws.

1.05 Finish

Screens shall be certified CLASS B polyethylene with uniform color throughout. Color shall be as selected from Hadrian's color card.

This specification applies to room(s): MENS

Plastic Toilet Partitions
Standard Series - Headrail Braced - 14" [356mm] AFF
Aluminum Channels & Brackets - Aluminum Surface Latch & Wrap Hinge



Important Notes:

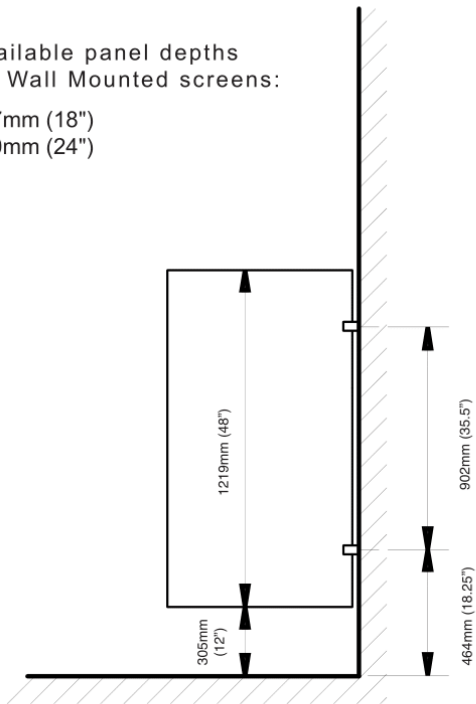
Refer to final drawings for wood blocking information. Wood blocking is critical to ensure a rigid installation. See material specifications for material and hardware finishes.

*Above finish floor dimensions may vary due to floor level and cam position

WALL MOUNTED AND FLOOR MOUNTED - SOLID PLASTIC URINAL SCREENS

Available panel depths
for Wall Mounted screens:

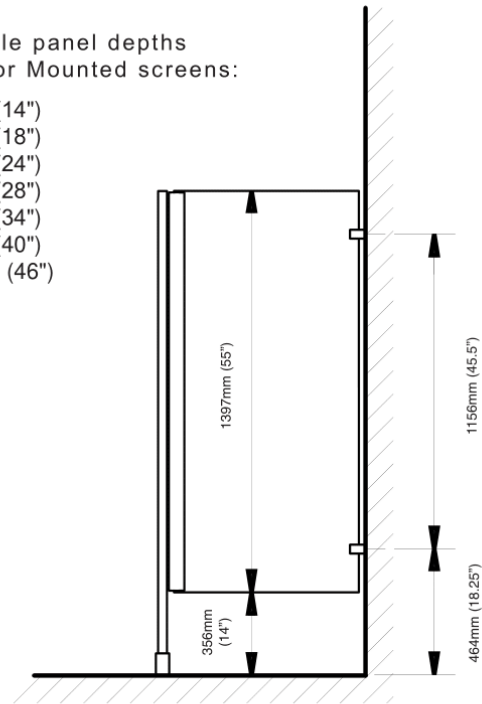
457mm (18")
610mm (24")



Wall Mounted Screen

Available panel depths
for Floor Mounted screens:

356mm (14")
457mm (18")
610mm (24")
711mm (28")
564mm (34")
102mm (40")
1168mm (46")




Floor Mounted Screen

Important Notes:

Refer to final drawings for wood blocking information.
Wood blocking is critical to ensure a rigid installation.


WARM TONE
COLOR COLLECTION




MAHOGANY **OP**
AVAILABLE IN: Standard




SANDSTONE **OP**
AVAILABLE IN: Standard




CONCRETE **OP**
AVAILABLE IN: Standard




DESERT BEIGE **OP**
AVAILABLE IN: Standard, Fire Rated
(Class B, Class A NFPA 286)



LINEN **OP**
AVAILABLE IN: Standard, Fire Rated
(Class B, Class A NFPA 286)




SANDCASTLE **OP**
AVAILABLE IN: Standard



MOCHA **OP**
AVAILABLE IN: Standard, Fire Rated
(Class B, Class A NFPA 286)


BOLD
COLOR COLLECTION



HUNTER GREEN

OP


AVAILABLE IN: Standard



BLUEBERRY

OP


AVAILABLE IN: Standard, Fire Rated
(Class B, Class A NFPA 286)



BURGUNDY

OP


AVAILABLE IN: Standard



FOSSIL

OP

AVAILABLE IN: Standard



MIDNIGHT

OP

AVAILABLE IN: Standard


TRADITIONAL COLOR COLLECTION



BLACK

OP

AVAILABLE IN: Standard, Fire Rated
(Class B, Class A NFPA 286)



SHALE

OP

AVAILABLE IN: Standard



GLACIER GREY

OP

AVAILABLE IN: Standard



BLACK

EX


AVAILABLE IN: Standard



CHARCOAL GREY

OP


AVAILABLE IN: Standard, Fire Rated
(Class B)



WHITE

OP

AVAILABLE IN: Standard, Fire Rated
(Class B, Class A NFPA 286)



PAISLEY

OP

AVAILABLE IN: Standard, Fire Rated
(Class B, Class A NFPA 286)



GREY

OP

AVAILABLE IN: Standard, Fire Rated
(Class B, Class A NFPA 286)