



Estimate

ADDRESS
DAVID BIGELOW

ESTIMATE 10848
DATE 11/08/2023

SALES REP
ROB 619-954-5734

JOB NAME
DAVID BIGELOW

ACTIVITY	DESCRIPTION	QTY	AMOUNT
MATERIAL TYPE	STAINLESS STEEL		
STYLE	FLOOR MOUNTED/OVERHEAD BRACED		
HARDWARE	STANDARD		
COLOR	EMBOSSSED		
STALLS	INCLUDED IN PROPOSAL	3	4,900.00
SCREENS	INCLUDED IN PROPOSAL	1	
DELIVERED	APPROXIMATELY: 2.5-3.5 WEEKS		
STANDARD FREIGHT INCLUDED	(1) SINGLE SHIPMENT TO: 96097		

*** QUOTES ARE VALID FOR 30 CALENDAR DAYS.

*** SALES TAX WILL BE ADDED IF SHIPPING TO CA, TN, TX, OK, NY,
FL, GA, MA, NJ, WA, AZ, MD, MI, MN, NC, AND VA.

• QUANTITIES & DESCRIPTIONS NOT GUARANTEED TO AGREE WITH PLANS AND/OR
SPECS. IT IS YOUR RESPONSIBILITY TO REVIEW ENTIRE QUOTE/SUBMITTAL PRIOR TO
BIDDING YOUR PROJECT. YOU ARE ALSO RESPONSIBLE FOR VERIFYING LOCAL
MUNICIPALITY / CODE COMPLIANCE.
ANY CHANGES MADE CAN IMPACT PRICING.

TOTAL

\$4,900.00

Accepted By

Accepted Date

Submittal Notes

Toilet Partition Notes

1. Compartment widths on drawings are shown at center line of panels.
2. Compartment depths on drawings are shown from front face of pilaster to finished wall.
3. Cut headrail in field to suit (if applicable).
4. "X" on drawings indicates that backing is required.
5. Fabrication will not commence until approval has been received.
6. Material supplied will conform to the dimensions indicated on drawings.
7. Scale of drawings - none.

Project Title David Bigelow

Created By Rob Fry

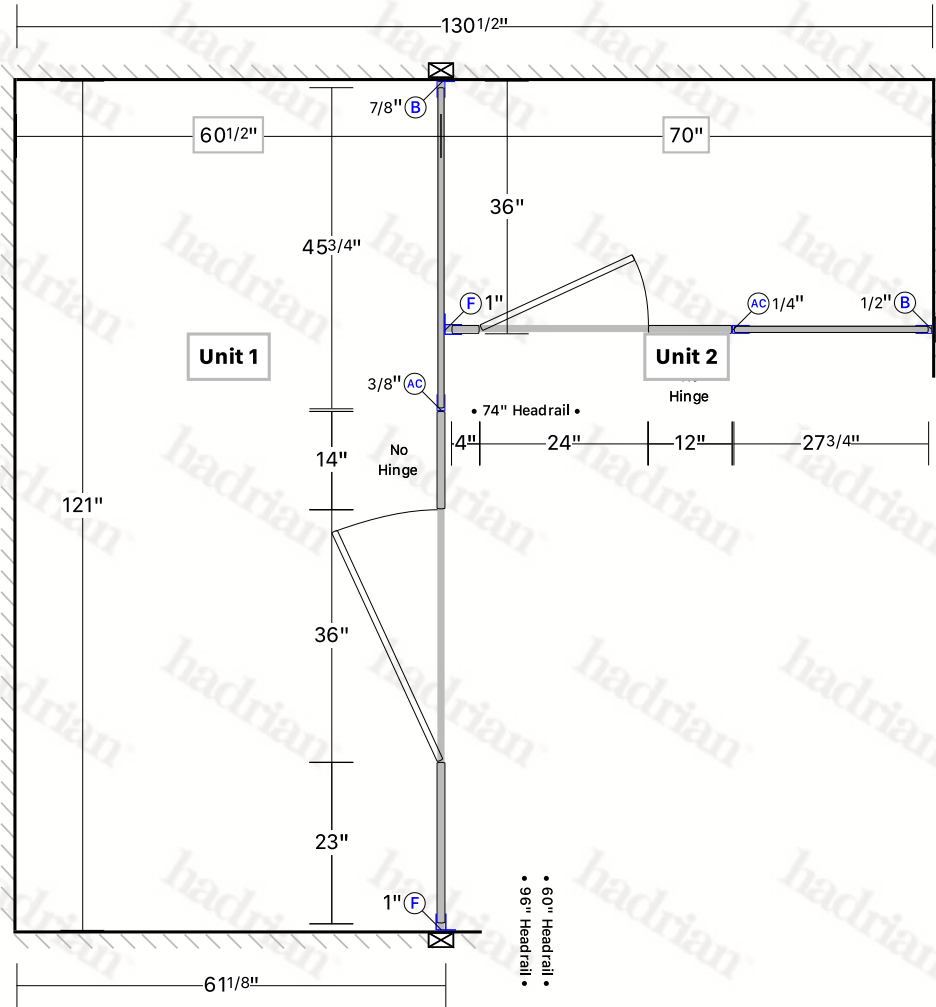
Last edit date 11/08/2023

Distributor Fry Specialty Inc.



Drawing Title #2

Date Printed 11/08/2023

Project Number P0611583



LEGEND		(AC) Alcove Channel (B) F Bracket (F) Pilaster F Bracket	
Product	Toilet Partitions	Material	Stainless Steel
Series	Standard	AFF	12"
Sightline Option	None	Hinge	Wrap
Finish	90R-Embossed	Partition	Headrail Braced
Hardware	Standard Chrome	Options	None
Latch	Concealed		

- Unit widths are shown at center line of panels.
- Unit depths are shown from front face of pilaster to finished wall.
- Material supplied will conform to the dimensions indicated.
-  indicates that backing is required.
- Scale = none.
-  indicates location of pilaster reinforcing channel(s).
- Cut headrail to suit (if necessary).

Project Title David Bigelow

Created By Rob Fry

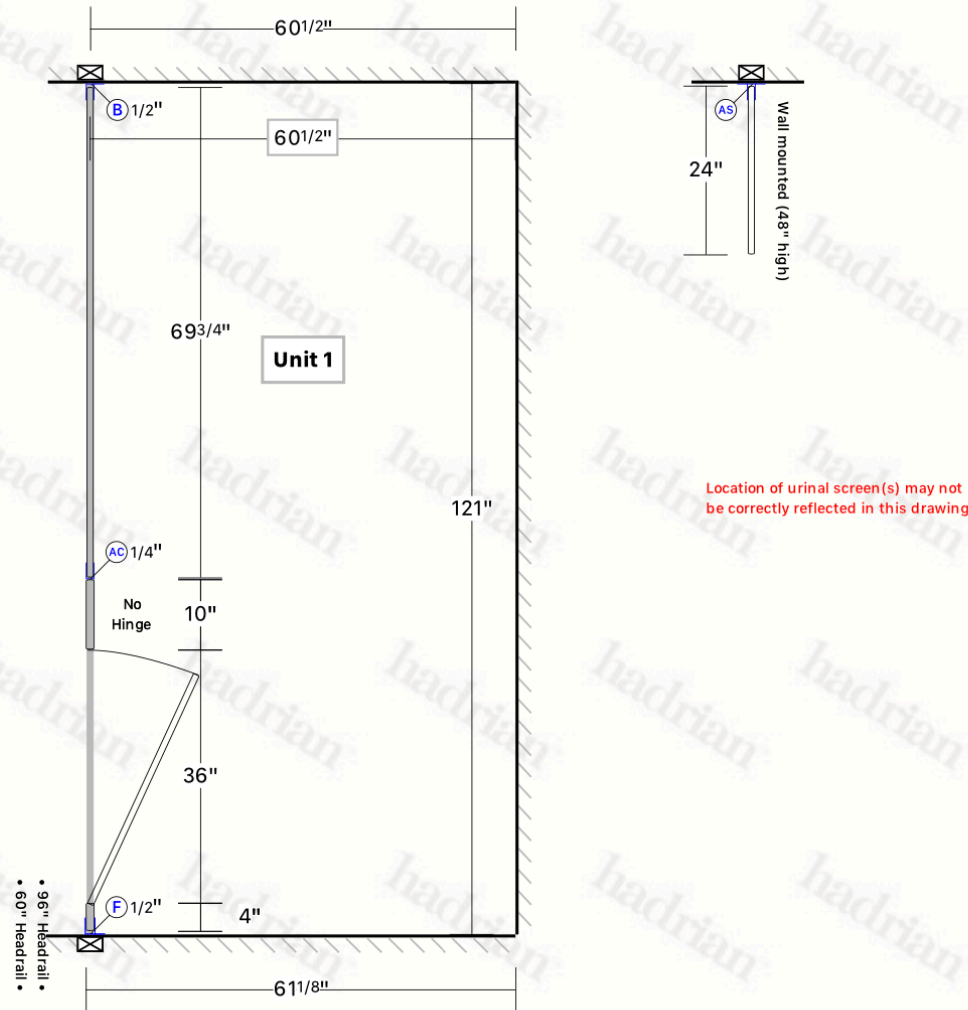
Last edit date 11/09/2023

Distributor Fry Specialty Inc.

Drawing Title #1

Date Printed 11/09/2023

Project Number P0611583



LEGEND

(AC) Alcove Channel (AS) Screen H Bracket (B) F Bracket (F) Pilaster F Bracket

Product Toilet Partitions

Series Standard

Sightline Option None

Material Stainless Steel

AFF 12"

Hinge Wrap

Finish 90R- Embossed

Hardware Standard Chrome

Latch Concealed

Partition Headrail Braced

Options None

- Unit widths are shown at center line of panels.
- Unit depths are shown from front face of pilaster to finished wall.

- Material supplied will conform to the dimensions indicated.
- indicates that backing is required.

- Scale = none.
- indicates location of pilaster reinforcing channel(s).
- Cut headrail to suit (if necessary).

Material Specification

HEADRAIL BRACED - EMBOSSED STAINLESS STEEL METAL TOILET PARTITIONS - STANDARD

1.01 Construction Features

Doors, Panels and Pilasters shall be constructed of two sheets of type 304, Embossed stainless steel with 5 WL® pattern, laminated under pressure to a "verticel" honeycomb core for impact resistance, rigidity and sound deadening. Honeycomb to be of virgin, long fiber paper with a maximum 19mm(0.75") cell size. Formed edges to be welded together and interlocked, under tension, with a roll-formed oval crown stainless steel locking bar, mitred, welded and ground smooth at the corners.

1.02 Doors

Shall be 1461mm (57.5") high and 25mm (1") thick with cover sheets not less than 0.8mm (.030").

1.03 Panels

Shall be 1461mm (57.5") high and (1") thick with cover sheets not less than 0.8mm (.030").

1.04 Pilasters

Shall be 32mm (1.25") thick with cover sheets not less than 0.8mm (.030").

1.05 Headrail

Shall be 25mm (1") by 41mm (1.625") extruded anodized aluminum with anti-grip design. Wall thickness to be 1.5mm (.060") and shall be securely attached to wall and pilasters with manufacturer's fittings in such a way as to make a strong and rigid installation. All joints in headrails shall be made at a pilaster.

1.06 Pilaster Fastening Method

Pilasters shall be securely and rigidly fastened to the floor and fitted with a jack levelling screw for vertical adjustment. The floor fastening shall be concealed and protected by a 102mm (4") high, die-formed stainless steel pilaster shoe.

1.07 Hardware and Fittings

All panel and pilaster brackets and all door hardware shall be chrome plated zinc die castings.

Fasteners are zinc plated 12 x 1-3/4" and 12 x 5/8" TR-27 6-lobe security screws.

Doors shall be equipped with chrome plated zinc die cast gravity type hinges, mounted on upper and lower pilaster hinge brackets. Threaded top hinge pin shall be metal with a self-lubricating nylon sleeve. Door hinges shall be wrap-around style and adjustable to permit the door to come to rest at any position when not latched.

Coat Hook and Bumper: Each door to be fitted with a combined coat hook and bumper. Finish to match other hardware items.

Latch to be a concealed, chrome plated zinc die casting with face mortised flush with edge strip of door.

The combined stop and keeper shall have a 19mm (0.75") diameter bumper locked in place. Finish to match other hardware items.

Pilaster shoes to be stainless steel with a #4 brushed finish.

1.08 Finish

Type 304 embossed stainless steel with 5WL® pattern

This specification applies to room(s): #1, #2

WALL MOUNTED - EMBOSSED STAINLESS STEEL METAL URINAL SCREENS - STANDARD

1.01 Construction

Screens shall be constructed of two sheets of type 304, Embossed stainless steel with 5WL® pattern, laminated under pressure to a “vertical” honeycomb core for impact resistance, rigidity and sound deadening. Honeycomb to be of virgin, long fiber paper with a maximum 19mm (0.75”) cell size. Formed edges to be welded together and interlocked, under tension, with a roll-formed oval crown stainless steel locking bar, mitred, welded and ground smooth at the corners.

1.02 Wall Mounted

Screens shall be 25mm (1”) thick with cover sheets not less than 22-gauge (0.8mm / .030”). Screens shall be 457mm (18”) or 610mm (24”) deep by 1219mm (48”) high and anchored into the wall approximately 305mm (12”) off the floor.

1.03 Hardware & Fittings

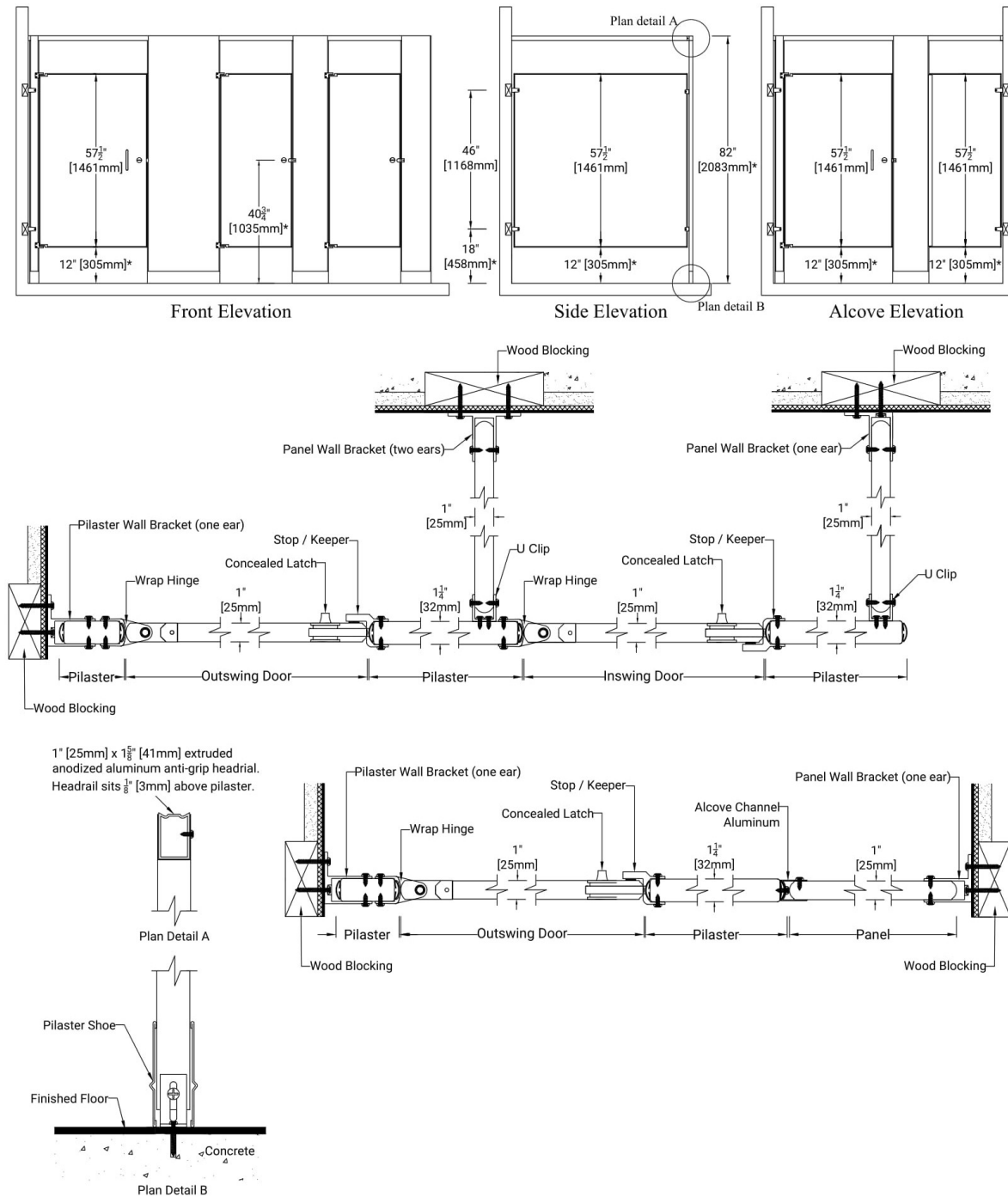
Screens shall be fastened to the wall with double-ear brackets that are chrome plated zinc die cast. Floor mounted with pilaster and floor to ceiling mounted with post to be fastened to the front support with “U” brackets that are chrome plated zinc die cast.

1.04 Finish

Type 304 embossed stainless steel with 5WL® pattern.

This specification applies to room(s): #1

Metal Toilet Partitions
Standard Series - Headrail Braced - 12" [305mm] AFF
Chrome - Concealed Latch & Wrap Hinge



Important Notes:

Refer to final drawings for wood blocking information. Wood blocking is critical to ensure a rigid installation. See material specifications for material and hardware finishes.

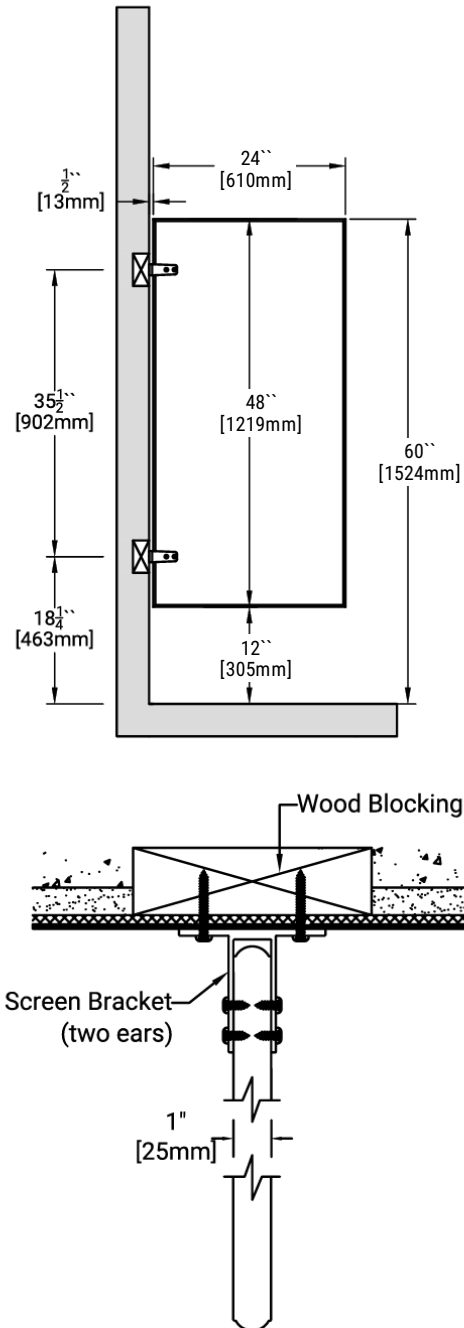
*Above finish floor dimensions may vary due to floor level and cam position

Metal Urinal Screens

Standard Series - Wall mounted

12" [305mm] AFF

Stirrup Bracket Installation

























Available Panel Depths

18" [457mm]

24" [610mm]





Solid Colors

 <p>535   ★ Light Grey</p>	 <p>609  Colonial Blue</p>	 <p>541 Extra White</p>	 <p>603  ★ Almond</p>	 <p>576 Ruby Red</p>
 <p>621  Slate</p>	 <p>639 Sapphire Blue</p>	 <p>504  ★ Linen</p>	 <p>532  Latte</p>	 <p>607 Bordeaux</p>
 <p>545  Charcoal</p>	 <p>510  Black</p>	 <p>500 White</p>	 <p>585 Sahara</p>	 <p>581 Moss Green</p>






Anti-Graffiti Colors *(Subject to upcharge)*

Proven ASTM D6578 Graffiti Resistance to easily remove:

Permanent Marker • Lipstick
• Water Based Ink Marker •
Wax Crayon • Spray Paint


 <p>833 Tricorn Black</p>	 <p>828 Dovetail</p>	 <p>829 Desert</p>	 <p>826 Kilim Beige</p>
---	--	---	---

Special Effects Colors *(Subject to upcharge)*

 <p>837 Black Fox</p>	 <p>831 Nickel Metallic</p>	 <p>814 Cast Iron Metallic</p>	 <p>900 304 #4 Brushed Stainless Steel</p>	 <p>90R Embossed Stainless Steel</p>
--	---	--	---	--

Stainless Steel

★ Headrail braced toilet partitions available for Premium Quick Ship in USA; subject to upcharge.

 Headrail braced, ceiling hung (for 9 ft ceilings and lower) and floor mounted toilet partitions available for Quick Ship in USA.

 Headrail braced toilet partitions available for Quick Ship in Canada.

For custom colors, a minimum of 20 units for toilet partitions and 100 units for lockers is required per color. Custom colors are subject to upcharge.

Colors shown are approximations only. For accurate color matches, refer to Hadrian's printed color card. Hadrian reserves the right to change colors and/or finishes without prior notice.