



Estimate

ADDRESS
STILLWATER MINISTRIES

ESTIMATE 10824
DATE 10/31/2023

SALES REP
ROB 619-954-5734

JOB NAME
STILLWATER MINISTRIES

ACTIVITY	DESCRIPTION	QTY	AMOUNT
MATERIAL TYPE	POWDER COATED STEEL		
STYLE	FLOOR MOUNTED/OVERHEAD BRACED		
HARDWARE	STANDARD		
COLOR	STANDARD: TBA		
STALLS	INCLUDED IN PROPOSAL	8	5,690.00
SCREENS	INCLUDED IN PROPOSAL		
DELIVERED	APPROXIMATELY:		
STANDARD FREIGHT INCLUDED	(1) SINGLE SHIPMENT TO		

*** QUOTES ARE VALID FOR 30 CALENDAR DAYS.

*** SALES TAX WILL BE ADDED IF SHIPPING TO CA, TN, TX, OK, NY, FL, GA, MA, NJ, WA, AZ, MD, MI, MN, NC, AND VA.

• QUANTITIES & DESCRIPTIONS NOT GUARANTEED TO AGREE WITH PLANS AND/OR SPECS. IT IS YOUR RESPONSIBILITY TO REVIEW ENTIRE QUOTE/SUBMITTAL PRIOR TO BIDDING YOUR PROJECT. YOU ARE ALSO RESPONSIBLE FOR VERIFYING LOCAL MUNICIPALITY / CODE COMPLIANCE.
ANY CHANGES MADE CAN IMPACT PRICING.

TOTAL

\$5,690.00

Accepted By


Accepted Date



POWDER COATED METAL COLOR CARD

QUICK SHIP COLORS

*Delivered in 3-6 Business Days




535 LIGHT GREY



621 SLATE




545 CHARCOAL




510 BLACK



609 COLONIAL BLUE



504 LINEN




603 ALMOND



532 LATTE

STANDARD COLORS

*Delivered in 12-18 Business Days




541 EXTRA WHITE



500 WHITE




585 SAHARA



581 MOSS GREEN



639 SAPPHIRE BLUE



607 BORDEAUX



576 RUBY RED

Submittal Notes

Toilet Partition Notes

1. Compartment widths on drawings are shown at center line of panels.
2. Compartment depths on drawings are shown from front face of pilaster to finished wall.
3. Cut headrail in field to suit (if applicable).
4. "X" on drawings indicates that backing is required.
5. Fabrication will not commence until approval has been received.
6. Material supplied will conform to the dimensions indicated on drawings.
7. Scale of drawings - none.

Material Specification

HEADRAIL BRACED - POWDER COATED METAL TOILET PARTITIONS - STANDARD

1.01 Construction Features

Doors, Panels and Pilasters shall be constructed of two sheets of panel flatness zinc - coated galvanized steel, ASTM A653 GR33, laminated under pressure to a honeycomb core for sound deadening and rigidity. Formed edges to be welded together and inter - locked under tension with a roll - formed oval crown locking bar, mitred, welded and ground smooth at the corners. Honeycomb to have a maximum 25 mm(1") cell size.

1.02 Doors

Shall be 1461mm (57.5") high and 25mm (1") thick with cover sheets not less than 0.8mm (.030").

1.03 Panels

Shall be 1461mm (57.5") high and (1") thick with cover sheets not less than 0.8mm (.030").

1.04 Pilasters

Shall be 32mm (1.25") thick with cover sheets not less than 0.8mm (.030").

1.05 Headrail

Shall be 25mm (1") by 41mm (1.625") extruded anodized aluminum with anti-grip design. Wall thickness to be 1.5mm (.060") and shall be securely attached to wall and pilasters with manufacturer's fittings in such a way as to make a strong and rigid installation. All joints in headrails shall be made at a pilaster.

1.06 Pilaster Fastening Method

Pilasters shall be securely and rigidly fastened to the floor and fitted with a jack levelling screw for vertical adjustment. The floor fastening shall be concealed and protected by a 102mm (4") high, die-formed stainless steel pilaster shoe.

1.07 Hardware and Fittings

All panel and pilaster brackets and all door hardware shall be chrome plated zinc die castings.

Fasteners are zinc plated 12 x 1-3/4" and 12 x 5/8" TR-27 6-lobe security screws.

Doors shall be equipped with chrome plated zinc die cast gravity type hinges, mounted on upper and lower pilaster hinge brackets.

Threaded top hinge pin shall be metal with a self-lubricating nylon sleeve. Door hinges shall be fully concealed within the thickness of the door and adjustable to permit the door to come to rest at any position when not latched.

Coat Hook and Bumper: Each door to be fitted with a combined coat hook and bumper. Finish to match other hardware items.

Latch to be a concealed, chrome plated zinc die casting with face mortised flush with edge strip of door.

The combined stop and keeper shall have a 19mm (0.75") diameter bumper locked in place. Finish to match other hardware items.

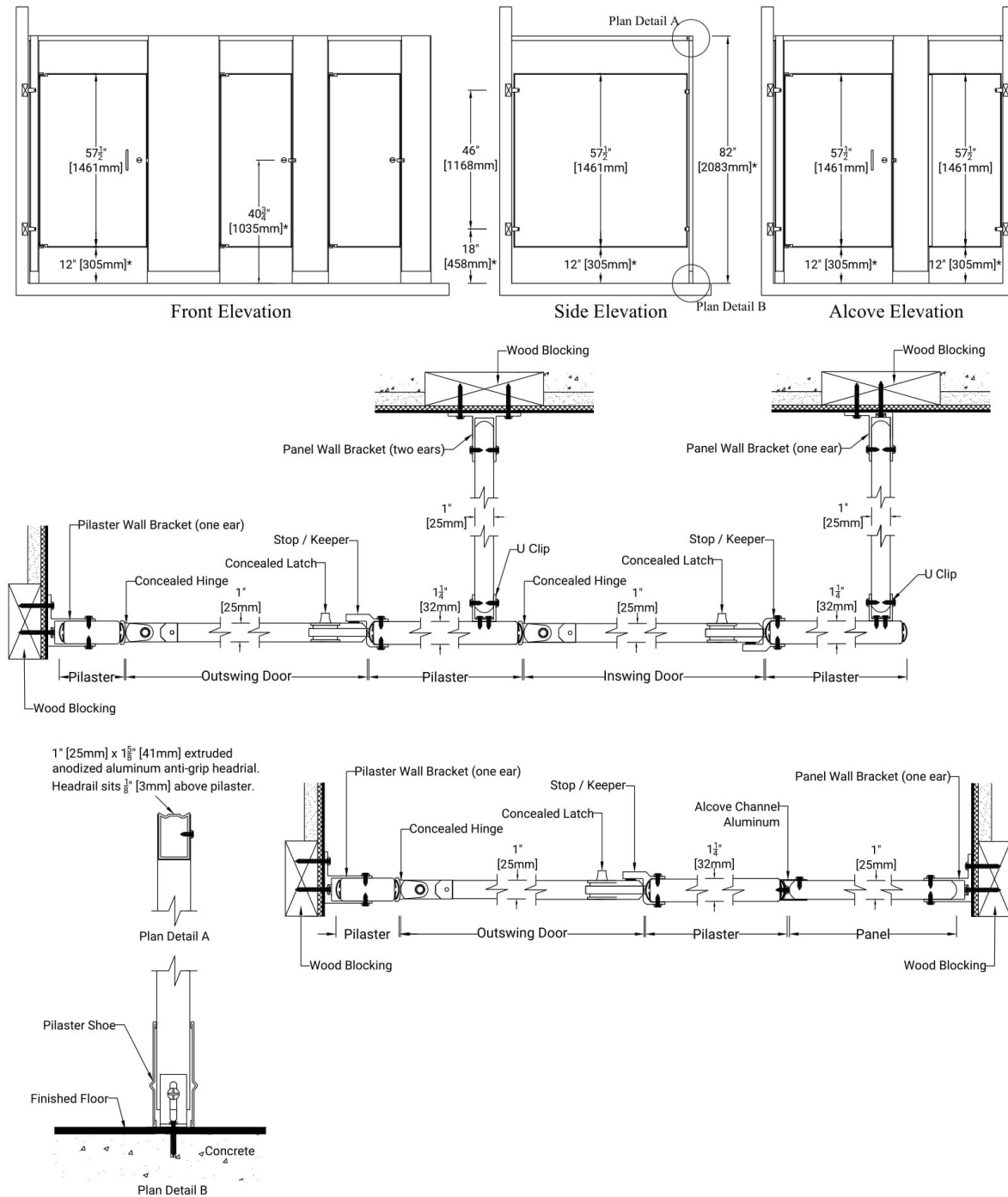
Pilaster shoes to be stainless steel with a #4 brushed finish.

1.08 Finish

All sheet metal to be thoroughly cleaned, phosphated and finished with a high performance powder coating, baked on to provide a uniform smooth protective finish. Color shall be as selected from Hadrian's color card.

This specification applies to room(s): MENS, WOMEN

Metal Toilet Partitions
Standard Series - Headrail Braced - 12" [305mm] AFF
Chrome - Concealed Latch & Concealed Hinge



Important Notes:

Refer to final drawings for wood blocking information. Wood blocking is critical to ensure a rigid installation. See material specifications for material and hardware finishes.

*Above finish floor dimensions may vary due to floor level and cam position