



Series: 2086G.67P Type: Floor to Ceiling

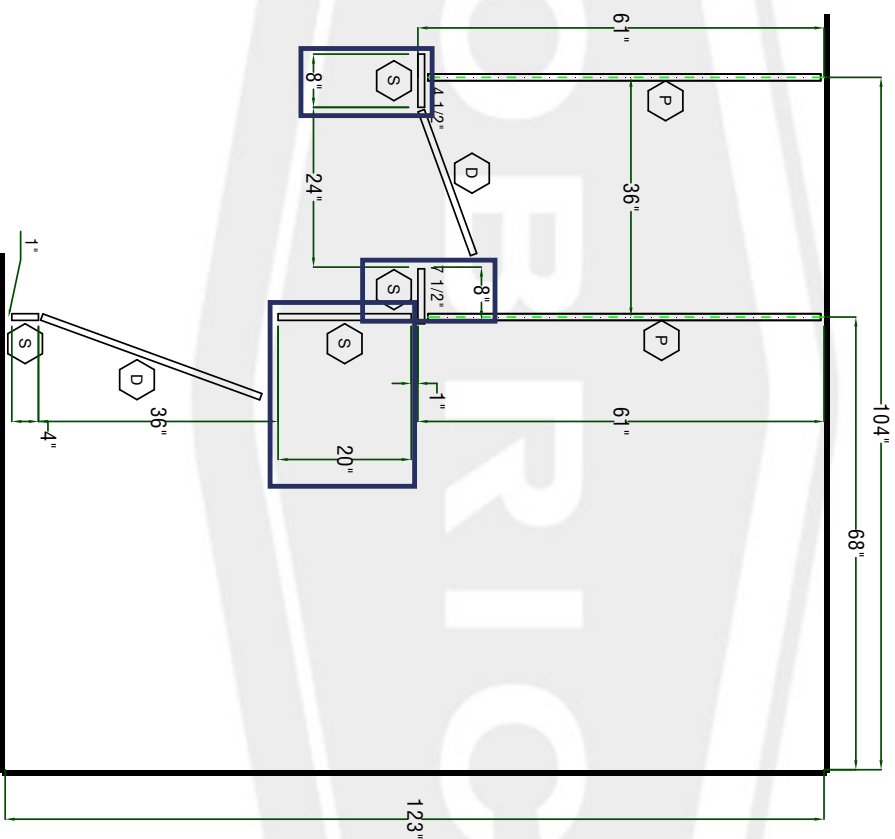
Layout: Right Alcove Corner In/Perp 2 stall

2 of 5

HEIGHT		COLOR SELECTION	DISTRIBUTOR	35205 - FRY SPECIALTY INC	Note: Dimensions are in inches CEILING HEIGHT 119 3/4"	
PANEL	71 3/4	0229-FH-Silvretta	QUOTE#/S.O. #	9330565-1	JOB NAME	Souhline B2
STILE	117 3/4	0229-FH-Silvretta	P.O. #		ROOM	Men 115
DOOR	71 3/4	0229-FH-Silvretta	DATE	1/10/2025		

total partition and urnal screen drawings are the sole, confidential and proprietary property of Bobick Washroom Equipment, Inc. The layout drawings are custom designed and prepared for the specific manufacturer and are not to be reproduced, copied, sold, loaned, or otherwise distributed without the prior written permission of Bobick Washroom Equipment, Inc. Any reproduction or distribution of the layout drawings to other persons without the prior written permission of Bobick Washroom Equipment, Inc. is strictly prohibited.

FLOOR CLEARANCE 4 1/2



MAKE 1 UNITS THUS

EACH DRAWING MUST BE SIGNED APPROVED BEFORE FABRICATION CAN BEGIN. FABRICATION WILL BE FROM FINAL APPROVED DRAWINGS ONLY. PLEASE REVIEW CAREFULLY BEFORE SIGNING APPROVED.

1. 0.A.=OVERALL GAP, 1/2" FROM WALL TO PANEL PLUS 1/4" PANEL TO STILE
NOTES FOR INSTALLER: UNLESS OTHERWISE SPECIFIED

S STILE W WALLPOST D DOOR P PANEL H HEADRAIL B BENCH

APPROVED



DURALINE
Max Privacy Gapless

Series: 2086G.67P Type: Floor to Ceiling

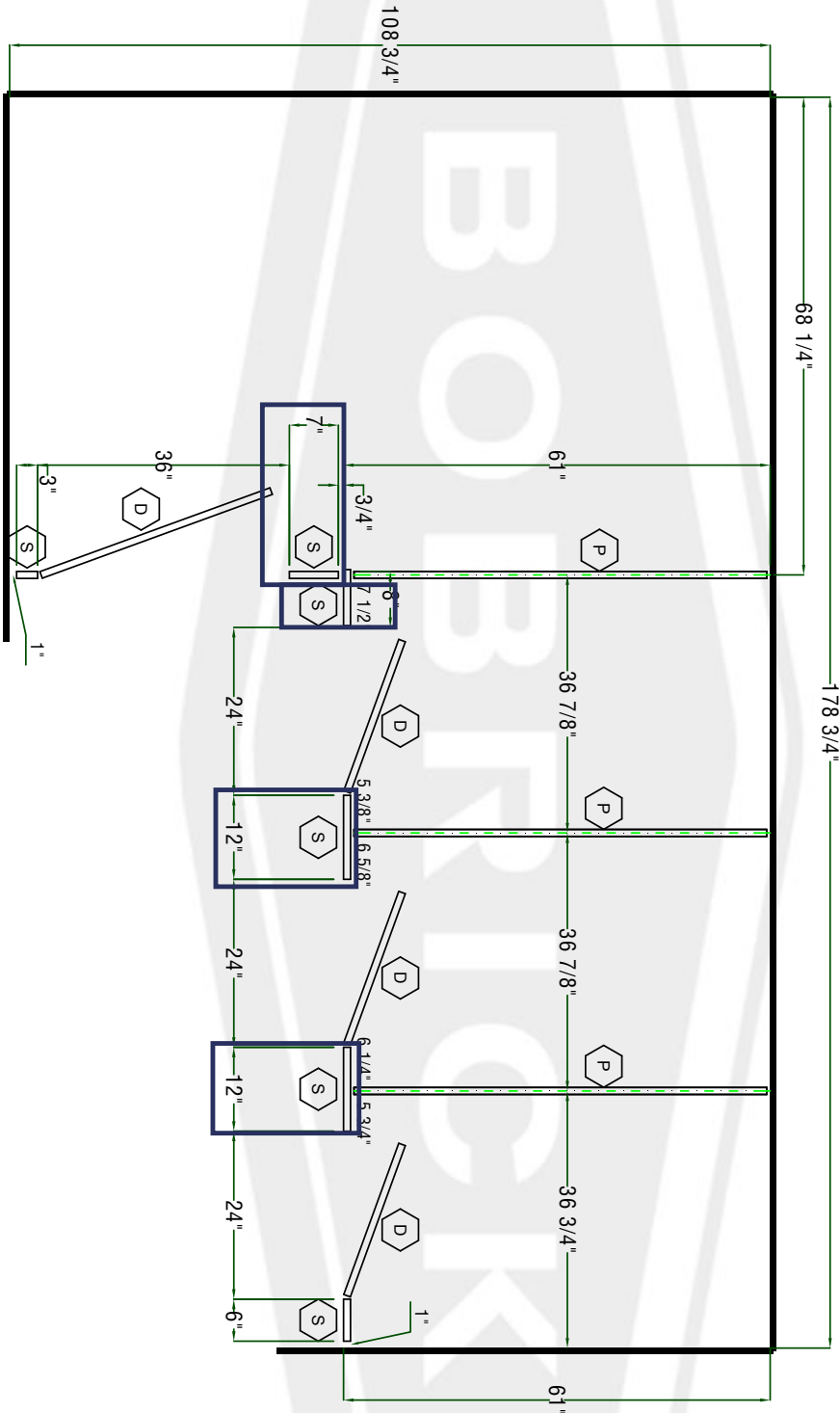
Layout: Left Alcove Recessed In/Perp 4 stall

3 Of 5

HEIGHT		COLOR SELECTION		DISTRIBUTOR		Note: Dimensions are in inches	
PANEL	71 3/4	0229-FH-Silveretta		QUOTE#/S.O. #	35205 - FRY SPECIALTY INC	9330565-1	CEILING HEIGHT 119 3/4"
STILE	117 3/4	0229-FH-Silveretta		P.O. #			
DOOR	71 3/4	0229-FH-Silveretta		DATE	1/10/2025		
				JOB NAME	Southline B2		
				ROOM	Women 120		

toilet partition and urinal screen layout drawings are the sole confidential and proprietary property of Bobrick Washroom Equipment, Inc. The layout drawings are custom designed and prepared exclusively for the quotation and manufacture of Bobrick toilet partitions and urinal screens for the distributor and job name stated on the layout. Reproduction or distribution of this layout drawings to other toilet partition manufacturers or other persons without the prior written permission of Bobrick Washroom Equipment is strictly prohibited.

FLOOR CLEARANCE 4 1/2



MAKE 1 UNITS THUS

EACH DRAWING MUST BE SIGNED APPROVED BEFORE FABRICATION CAN BEGIN. FABRICATION WILL BE FROM FINAL APPROVED DRAWINGS ONLY. PLEASE REVIEW CAREFULLY BEFORE SIGNING APPROVED.

1. 0.4=OVERALL GAP. 1/2" FROM WALL TO PANEL PLUS 1/4" PANEL TO STILE
NOTES FOR INSTALLER: UNLESS OTHERWISE SPECIFIED

(S) STILE (W) WALLPOST (D) DOOR (P) PANEL (H) HEADRAIL (B) BENCH

APPROVED _____



Series: 2086G.67P Type: Floor to Ceiling

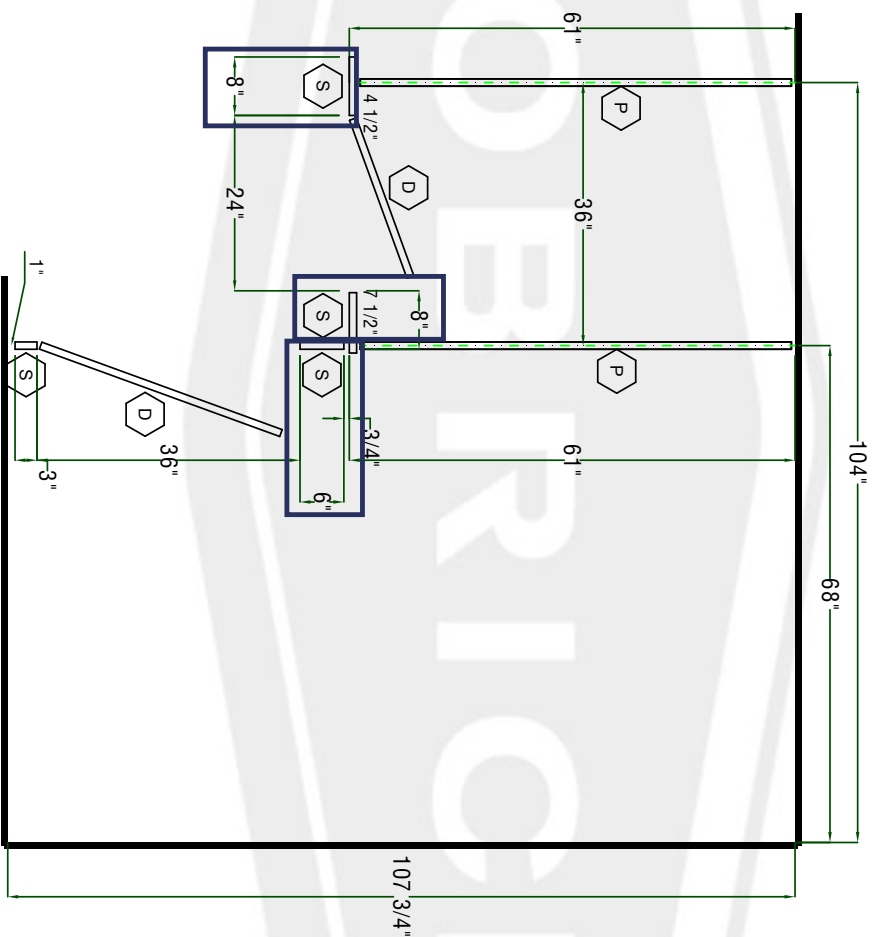
Layout: Right Alcove Corner In/Perp 2 stall

4 Of 5

HEIGHT	COLOR SELECTION	DISTRIBUTOR	35205 - FRY SPECIALTY INC	Job Name	Room	Men	121	CEILING HEIGHT	119 3/4"
PANEL 71 3/4	0229-FH-Silvretta	QUOTE#S.O. #	9330565-1						
STILE 117 3/4	0229-FH-Silvretta	P.O. #							
DOOR 71 3/4	0229-FH-Silvretta	DATE	1/10/2025						

total partition and urnal screen drawings are the sole, confidential and proprietary property of Bobick Washroom Equipment, Inc. The layout drawings are custom designed and prepared for the specific manufacturer and are not to be reproduced, copied, sold, loaned, or otherwise distributed without the prior written permission of Bobick Washroom Equipment, Inc. Any reproduction or distribution of the layout drawings to other persons without the prior written permission of Bobick Washroom Equipment, Inc. is strictly prohibited.

FLOOR CLEARANCE 4 1/2



MAKE 1 UNITS THUS

EACH DRAWING MUST BE SIGNED APPROVED BEFORE FABRICATION CAN BEGIN. FABRICATION WILL BE FROM FINAL APPROVED DRAWINGS ONLY. PLEASE REVIEW CAREFULLY BEFORE SIGNING APPROVED.

1. 0.A.=OVERALL GAP, 1/2" FROM WALL TO PANEL PLUS 1/4" PANEL TO STILE
NOTES FOR INSTALLER: UNLESS OTHERWISE SPECIFIED

S STILE W WALLPOST D DOOR P PANEL H HEADRAIL B BENCH

APPROVED